

PARAMETRO DEPARTAMENTO MUNICIPIO DE PITALITO

891180077-0
EJECUCION ACTIVA

Página 1 de 18

martes, 1 de noviembre de 2016

MUNICIPIO DE PITALITO

MIGUEL ANTONIO RICO RINCO

ENERO-SEPTIEMBRE
MES DE LA CUENTA

2016
AÑO

NOMBRE DE LA ENTIDAD

NOMBRE JEFE DEL ORGANISMO

NOMBRE JEFE AREA PRESUPUESTO

PITALITO, 1 de Noviembre de 2016
CIUDAD Y FECHA DE ELABORACION

NOMBRE ENCARGADO AREA

ARTICULO	CONCEPTO	ESTIMATIVO INICIAL	ADICIONES/R EINTEGRO	REDUCCIONES	TRASL. CREDITOS	TRASL. CONTRACREDITOS	ESTIMATIVO TOTAL	RECONOCIMIENTOS			RECAUDOS			SALDOS POR RECAUDAR	SALDOS POR EJECUTAR
								MESES ANTER.	MES	ACUMULADO	MESES ANTER.	MES	ACUMULADO		
1	INGRESOS TOTALES	136,716,903,920.00	33,838,711,738.96	555,401,036.00	00.00	00.00	170,000,214,622.96	00.00	129,325,124,264.37	129,325,124,264.37	00.00	129,325,124,264.37	129,325,124,264.37	00.00	40,675,090,358.59
11	INGRESOS CORRIENTES	136,356,903,920.00	28,256,330,048.97	555,401,036.00	00.00	00.00	164,057,832,932.97	00.00	125,406,005,923.33	125,406,005,923.33	00.00	125,406,005,923.33	125,406,005,923.33	00.00	38,651,827,009.64
1101	TRIBUTARIOS	13,579,001,000.00	00.00	50,000,000.00	00.00	00.00	13,529,001,000.00	00.00	13,602,579,001.00	13,602,579,001.00	00.00	13,602,579,001.00	13,602,579,001.00	00.00	(73,578,001.00)
110101	IMPUESTO PREDIAL UNIFICADO	4,730,000,000.00	00.00	00.00	00.00	00.00	4,730,000,000.00	00.00	5,052,088,715.00	5,052,088,715.00	00.00	5,052,088,715.00	5,052,088,715.00	00.00	(322,088,715.00)
11010101	IMPUESTO PREDIAL UNIFICADO VIGENCIA ACTUAL (INCLUYE COMPENSACION RESGUARDOS INDIGENAS)	4,230,000,000.00	00.00	00.00	00.00	00.00	4,230,000,000.00	00.00	4,421,032,296.00	4,421,032,296.00	00.00	4,421,032,296.00	4,421,032,296.00	00.00	(191,032,296.00)
11010101	Libre Asignacion Impuestos	4,230,000,000.00	00.00	00.00	00.00	00.00	4,230,000,000.00	00.00	4,421,032,296.00	4,421,032,296.00	00.00	4,421,032,296.00	4,421,032,296.00	00.00	(191,032,296.00)
11010101	Libre Asignacion Impuestos	4,230,000,000.00	00.00	00.00	00.00	00.00	4,230,000,000.00	00.00	4,421,032,296.00	4,421,032,296.00	00.00	4,421,032,296.00	4,421,032,296.00	00.00	(191,032,296.00)
11010102	IMPUESTO PREDIAL UNIFICADO VIGENCIA ANTERIORES (INCLUYE COMPENSACION RESGUARDOS INDIGENAS)	500,000,000.00	00.00	00.00	00.00	00.00	500,000,000.00	00.00	631,056,419.00	631,056,419.00	00.00	631,056,419.00	631,056,419.00	00.00	(131,056,419.00)
11010102	Libre Asignacion Impuestos	500,000,000.00	00.00	00.00	00.00	00.00	500,000,000.00	00.00	631,056,419.00	631,056,419.00	00.00	631,056,419.00	631,056,419.00	00.00	(131,056,419.00)
11010102	Libre Asignacion Impuestos	500,000,000.00	00.00	00.00	00.00	00.00	500,000,000.00	00.00	631,056,419.00	631,056,419.00	00.00	631,056,419.00	631,056,419.00	00.00	(131,056,419.00)
110102	IMPUESTO INDUSTRIA Y COMERCIO	2,600,000,000.00	00.00	00.00	00.00	00.00	2,600,000,000.00	00.00	3,448,243,041.00	3,448,243,041.00	00.00	3,448,243,041.00	3,448,243,041.00	00.00	(848,243,041.00)
11010201	IMPUESTO INDUSTRIA Y COMERCIO VIGENCIA ACTUAL	2,500,000,000.00	00.00	00.00	00.00	00.00	2,500,000,000.00	00.00	3,424,355,808.00	3,424,355,808.00	00.00	3,424,355,808.00	3,424,355,808.00	00.00	(924,355,808.00)
11010201	Libre Asignacion Impuestos	2,500,000,000.00	00.00	00.00	00.00	00.00	2,500,000,000.00	00.00	3,424,355,808.00	3,424,355,808.00	00.00	3,424,355,808.00	3,424,355,808.00	00.00	(924,355,808.00)
11010202	IMPUESTO DE INDUSTRIA Y COMERCIO VIGENCIA ANTERIOR	100,000,000.00	00.00	00.00	00.00	00.00	100,000,000.00	00.00	23,887,233.00	23,887,233.00	00.00	23,887,233.00	23,887,233.00	00.00	76,112,767.00
11010202	Libre Asignacion Impuestos	100,000,000.00	00.00	00.00	00.00	00.00	100,000,000.00	00.00	23,887,233.00	23,887,233.00	00.00	23,887,233.00	23,887,233.00	00.00	76,112,767.00
110103	AVISOS Y TABLEROS	465,000,000.00	00.00	00.00	00.00	00.00	465,000,000.00	00.00	534,825,030.00	534,825,030.00	00.00	534,825,030.00	534,825,030.00	00.00	(69,825,030.00)
11010301	AVISOS Y TABLEROS VIGENCIA ACTUAL	450,000,000.00	00.00	00.00	00.00	00.00	450,000,000.00	00.00	530,972,205.00	530,972,205.00	00.00	530,972,205.00	530,972,205.00	00.00	(80,972,205.00)

**PARAMETRO DEPARTAMENTO
MUNICIPIO DE PITALITO**

891180077-0
EJECUCION ACTIVA

martes, 1 de noviembre de 2016

ARTICULO	CONCEPTO	ESTIMATIVO INICIAL	ADICIONES/R EINTEGRO	REDUCCIONES	TRASL. CREDITOS	TRASL. CONTRACREDITOS	ESTIMATIVO TOTAL	RECONOCIMIENTOS			RECAUDOS			SALDOS POR RECAUDAR	SALDOS POR EJECUTAR
								MESES ANTER.	MES	ACUMULADO	MESES ANTER.	MES	ACUMULADO		
11010301 110101	Libre Asignacion Impuestos	450,000,000.00	00.00	00.00	00.00	00.00	450,000,000.00	00.00	530,972,205.00	530,972,205.00	00.00	530,972,205.00	530,972,205.00	00.00	(80,972,205.00)
11010302	AVISOS Y TABLEROS VIGENCIAS ANTERIORES	15,000,000.00	00.00	00.00	00.00	00.00	15,000,000.00	00.00	3,852,825.00	3,852,825.00	00.00	3,852,825.00	3,852,825.00	00.00	11,147,175.00
11010302 110101	Libre Asignacion Impuestos	15,000,000.00	00.00	00.00	00.00	00.00	15,000,000.00	00.00	3,852,825.00	3,852,825.00	00.00	3,852,825.00	3,852,825.00	00.00	11,147,175.00
110104	IMPUESTO DE DELINEACION	28,000,000.00	00.00	00.00	00.00	00.00	28,000,000.00	00.00	15,010,806.00	15,010,806.00	00.00	15,010,806.00	15,010,806.00	00.00	12,989,194.00
110104 110101	Libre Asignacion Impuestos	28,000,000.00	00.00	00.00	00.00	00.00	28,000,000.00	00.00	15,010,806.00	15,010,806.00	00.00	15,010,806.00	15,010,806.00	00.00	12,989,194.00
110105	IMPUESTO DE ESPECTACULOS PUBLICOS MUNICIPALES	1,000.00	00.00	00.00	00.00	00.00	1,000.00	00.00	00.00	00.00	00.00	00.00	00.00	00.00	1,000.00
110105 110101	Libre Asignacion Impuestos	1,000.00	00.00	00.00	00.00	00.00	1,000.00	00.00	00.00	00.00	00.00	00.00	00.00	00.00	1,000.00
110106	DEGÜELLO DE GANADO	270,000,000.00	00.00	00.00	00.00	00.00	270,000,000.00	00.00	178,220,979.00	178,220,979.00	00.00	178,220,979.00	178,220,979.00	00.00	91,779,021.00
110106 110101	Libre Asignacion Impuestos	270,000,000.00	00.00	00.00	00.00	00.00	270,000,000.00	00.00	178,220,979.00	178,220,979.00	00.00	178,220,979.00	178,220,979.00	00.00	91,779,021.00
110107	SOBRETASA A LA GASOLINA	4,570,000,000.00	00.00	50,000,000.00	00.00	00.00	4,520,000,000.00	00.00	3,719,653,958.00	3,719,653,958.00	00.00	3,719,653,958.00	3,719,653,958.00	00.00	800,346,042.00
110107	1102 SOBRETASA A LA GASOLINA	4,570,000,000.00	00.00	50,000,000.00	00.00	00.00	4,520,000,000.00	00.00	3,719,653,958.00	3,719,653,958.00	00.00	3,719,653,958.00	3,719,653,958.00	00.00	800,346,042.00
110108	OTROS INGRESOS TRIBUTARIOS	916,000,000.00	00.00	00.00	00.00	00.00	916,000,000.00	00.00	654,536,472.00	654,536,472.00	00.00	654,536,472.00	654,536,472.00	00.00	261,463,528.00
11010801	OCUPACION DEL ESPACIO PUBLICO	55,000,000.00	00.00	00.00	00.00	00.00	55,000,000.00	00.00	35,089,774.00	35,089,774.00	00.00	35,089,774.00	35,089,774.00	00.00	19,910,226.00
11010801 110101	Libre Asignacion Impuestos	55,000,000.00	00.00	00.00	00.00	00.00	55,000,000.00	00.00	35,089,774.00	35,089,774.00	00.00	35,089,774.00	35,089,774.00	00.00	19,910,226.00
11010802	NOMENCLATURA	55,000,000.00	00.00	00.00	00.00	00.00	55,000,000.00	00.00	39,037,248.00	39,037,248.00	00.00	39,037,248.00	39,037,248.00	00.00	15,962,752.00
11010802 110101	Libre Asignacion Impuestos	55,000,000.00	00.00	00.00	00.00	00.00	55,000,000.00	00.00	39,037,248.00	39,037,248.00	00.00	39,037,248.00	39,037,248.00	00.00	15,962,752.00
11010803	LICENCIAS DE URBANISMO	136,000,000.00	00.00	00.00	00.00	00.00	136,000,000.00	00.00	86,098,119.00	86,098,119.00	00.00	86,098,119.00	86,098,119.00	00.00	49,901,881.00
11010803 110101	Libre Asignacion Impuestos	136,000,000.00	00.00	00.00	00.00	00.00	136,000,000.00	00.00	86,098,119.00	86,098,119.00	00.00	86,098,119.00	86,098,119.00	00.00	49,901,881.00
11010804	LICENCIAS DE CONSTRUCCION	530,000,000.00	00.00	00.00	00.00	00.00	530,000,000.00	00.00	339,211,353.00	339,211,353.00	00.00	339,211,353.00	339,211,353.00	00.00	190,788,647.00
11010804 110101	Libre Asignacion Impuestos	530,000,000.00	00.00	00.00	00.00	00.00	530,000,000.00	00.00	339,211,353.00	339,211,353.00	00.00	339,211,353.00	339,211,353.00	00.00	190,788,647.00
11010805	PERMISOS PARA VENTAS EN NOTARIAS	18,000,000.00	00.00	00.00	00.00	00.00	18,000,000.00	00.00	21,779,196.00	21,779,196.00	00.00	21,779,196.00	21,779,196.00	00.00	(3,779,196.00)
11010805 110101	Libre Asignacion Impuestos	18,000,000.00	00.00	00.00	00.00	00.00	18,000,000.00	00.00	21,779,196.00	21,779,196.00	00.00	21,779,196.00	21,779,196.00	00.00	(3,779,196.00)

PARAMETRO DEPARTAMENTO MUNICIPIO DE PITALITO

891180077-0
EJECUCION ACTIVA

Página 3 de 18

martes, 1 de noviembre de 2016

ARTICULO	CONCEPTO	ESTIMATIVO INICIAL	ADICIONES/R EINTEGRO	REDUCCIONES	TRASL. CREDITOS	TRASL. CONTRACREDITOS	ESTIMATIVO TOTAL	RECONOCIMIENTOS			RECAUDOS			SALDOS POR RECAUDAR	SALDOS POR EJECUTAR
								MESES ANTER.	MES	ACUMULADO	MESES ANTER.	MES	ACUMULADO		
11010806	USO DE SUELOS	95,000,000.00	00.00	00.00	00.00	00.00	95,000,000.00	00.00	107,762,652.00	107,762,652.00	00.00	107,762,652.00	107,762,652.00	00.00	(12,762,652.00)
11010806 110101	Libre Asignacion Impuestos	95,000,000.00	00.00	00.00	00.00	00.00	95,000,000.00	00.00	107,762,652.00	107,762,652.00	00.00	107,762,652.00	107,762,652.00	00.00	(12,762,652.00)
11010807	PESAS Y MEDIDAS	24,000,000.00	00.00	00.00	00.00	00.00	24,000,000.00	00.00	16,616,645.00	16,616,645.00	00.00	16,616,645.00	16,616,645.00	00.00	7,383,355.00
11010807 110101	Libre Asignacion Impuestos	24,000,000.00	00.00	00.00	00.00	00.00	24,000,000.00	00.00	16,616,645.00	16,616,645.00	00.00	16,616,645.00	16,616,645.00	00.00	7,383,355.00
11010808	PUBLICIDAD EXTERIOR VISUAL	3,000,000.00	00.00	00.00	00.00	00.00	3,000,000.00	00.00	8,941,485.00	8,941,485.00	00.00	8,941,485.00	8,941,485.00	00.00	(5,941,485.00)
11010808 110101	Libre Asignacion Impuestos	3,000,000.00	00.00	00.00	00.00	00.00	3,000,000.00	00.00	8,941,485.00	8,941,485.00	00.00	8,941,485.00	8,941,485.00	00.00	(5,941,485.00)
1102	NO TRIBUTARIOS	122,777,902,920.00	28,256,330,048.97	505,401,036.00	00.00	00.00	150,528,831,932.97	00.00	111,803,426,922.33	111,803,426,922.33	00.00	111,803,426,922.33	111,803,426,922.33	00.00	38,725,405,010.64
110201	TASAS Y DERECHOS	5,000,000.00	00.00	00.00	00.00	00.00	5,000,000.00	00.00	4,165,447.00	4,165,447.00	00.00	4,165,447.00	4,165,447.00	00.00	834,553.00
11020101	REGISTRO DE MARCAS Y HERRETES	5,000,000.00	00.00	00.00	00.00	00.00	5,000,000.00	00.00	4,165,447.00	4,165,447.00	00.00	4,165,447.00	4,165,447.00	00.00	834,553.00
11020101 110102	LIBRE D TASAS	5,000,000.00	00.00	00.00	00.00	00.00	5,000,000.00	00.00	4,165,447.00	4,165,447.00	00.00	4,165,447.00	4,165,447.00	00.00	834,553.00
110202	MULTAS Y SANCIONES	349,002,000.00	00.00	00.00	00.00	00.00	349,002,000.00	00.00	454,551,535.00	454,551,535.00	00.00	454,551,535.00	454,551,535.00	00.00	(105,549,535.00)
11020201	INTERESES MORATORIOS	294,001,000.00	00.00	00.00	00.00	00.00	294,001,000.00	00.00	369,705,018.00	369,705,018.00	00.00	369,705,018.00	369,705,018.00	00.00	(75,704,018.00)
1102020101	PREDIAL	280,000,000.00	00.00	00.00	00.00	00.00	280,000,000.00	00.00	353,236,808.00	353,236,808.00	00.00	353,236,808.00	353,236,808.00	00.00	(73,236,808.00)
1102020101 110103	LIBRE D MULTAS	280,000,000.00	00.00	00.00	00.00	00.00	280,000,000.00	00.00	353,236,808.00	353,236,808.00	00.00	353,236,808.00	353,236,808.00	00.00	(73,236,808.00)
1102020102	INDUSTRIA Y COMERCIO	14,000,000.00	00.00	00.00	00.00	00.00	14,000,000.00	00.00	14,717,246.00	14,717,246.00	00.00	14,717,246.00	14,717,246.00	00.00	(717,246.00)
1102020102 110103	LIBRE D MULTAS	14,000,000.00	00.00	00.00	00.00	00.00	14,000,000.00	00.00	14,717,246.00	14,717,246.00	00.00	14,717,246.00	14,717,246.00	00.00	(717,246.00)
1102020103	OTROS INTERESESE MORATORIOS	1,000.00	00.00	00.00	00.00	00.00	1,000.00	00.00	1,750,964.00	1,750,964.00	00.00	1,750,964.00	1,750,964.00	00.00	(1,749,964.00)
1102020103 110103	LIBRE D MULTAS	1,000.00	00.00	00.00	00.00	00.00	1,000.00	00.00	1,750,964.00	1,750,964.00	00.00	1,750,964.00	1,750,964.00	00.00	(1,749,964.00)
11020202	SANCIONES TRIBUTARIAS	55,001,000.00	00.00	00.00	00.00	00.00	55,001,000.00	00.00	84,846,517.00	84,846,517.00	00.00	84,846,517.00	84,846,517.00	00.00	(29,845,517.00)
1102020201	INDUSTRIA Y COMERCIO	55,000,000.00	00.00	00.00	00.00	00.00	55,000,000.00	00.00	76,462,551.00	76,462,551.00	00.00	76,462,551.00	76,462,551.00	00.00	(21,462,551.00)
1102020201 110103	LIBRE D MULTAS	55,000,000.00	00.00	00.00	00.00	00.00	55,000,000.00	00.00	76,462,551.00	76,462,551.00	00.00	76,462,551.00	76,462,551.00	00.00	(21,462,551.00)
1102020202	OTRAS MULTAS Y SANCIONES	1,000.00	00.00	00.00	00.00	00.00	1,000.00	00.00	8,383,966.00	8,383,966.00	00.00	8,383,966.00	8,383,966.00	00.00	(8,382,966.00)
1102020202 110103	LIBRE D MULTAS	1,000.00	00.00	00.00	00.00	00.00	1,000.00	00.00	8,383,966.00	8,383,966.00	00.00	8,383,966.00	8,383,966.00	00.00	(8,382,966.00)
110203	VENTA DE BIENES Y SERVICIOS	205,500,000.00	00.00	00.00	00.00	00.00	205,500,000.00	00.00	193,468,093.00	193,468,093.00	00.00	193,468,093.00	193,468,093.00	00.00	12,031,907.00

PARAMETRO DEPARTAMENTO MUNICIPIO DE PITALITO

891180077-0
EJECUCION ACTIVA

Página 4 de 18

martes, 1 de noviembre de 2016

ARTICULO	CONCEPTO	ESTIMATIVO INICIAL	ADICIONES/R EINTEGRO	REDUCCIONES	TRASL. CREDITOS	TRASL. CONTRACREDITOS	ESTIMATIVO TOTAL	RECONOCIMIENTOS			RECAUDOS			SALDOS POR RECAUDAR	SALDOS POR EJECUTAR
								MESES ANTER.	MES	ACUMULADO	MESES ANTER.	MES	ACUMULADO		
11020301	VENTA DE BIENES Y SERVICIOS	205,500,000.00	00.00	00.00	00.00	00.00	205,500,000.00	00.00	193,468,093.00	193,468,093.00	00.00	193,468,093.00	193,468,093.00	00.00	12,031,907.00
1102030101	FORMULARIOS Y ESPECIES VALORADAS	165,000,000.00	00.00	00.00	00.00	00.00	165,000,000.00	00.00	157,527,716.00	157,527,716.00	00.00	157,527,716.00	157,527,716.00	00.00	7,472,284.00
1102030101110102	LIBRE D TASAS	165,000,000.00	00.00	00.00	00.00	00.00	165,000,000.00	00.00	157,527,716.00	157,527,716.00	00.00	157,527,716.00	157,527,716.00	00.00	7,472,284.00
1102030102	PAZ Y SALVOS MUNICIPALES	40,000,000.00	00.00	00.00	00.00	00.00	40,000,000.00	00.00	35,938,338.00	35,938,338.00	00.00	35,938,338.00	35,938,338.00	00.00	4,061,662.00
1102030102110102	LIBRE D TASAS	40,000,000.00	00.00	00.00	00.00	00.00	40,000,000.00	00.00	35,938,338.00	35,938,338.00	00.00	35,938,338.00	35,938,338.00	00.00	4,061,662.00
1102030103	APROVECHAMIENTOS	500,000.00	00.00	00.00	00.00	00.00	500,000.00	00.00	2,039.00	2,039.00	00.00	2,039.00	2,039.00	00.00	497,961.00
1102030103110102	LIBRE D TASAS	500,000.00	00.00	00.00	00.00	00.00	500,000.00	00.00	2,039.00	2,039.00	00.00	2,039.00	2,039.00	00.00	497,961.00
110204	TASAS POR USO DE BIENES PUBLICOS	310,003,000.00	145,113,324.00	00.00	00.00	00.00	455,116,324.00	00.00	252,084,769.00	252,084,769.00	00.00	252,084,769.00	252,084,769.00	00.00	203,031,555.00
11020401	TASA POR USO U OCUPACION	310,003,000.00	145,113,324.00	00.00	00.00	00.00	455,116,324.00	00.00	252,084,769.00	252,084,769.00	00.00	252,084,769.00	252,084,769.00	00.00	203,031,555.00
1102040101	DE PLAZA CIVICA Y CENTRO COMERCIAL LA TERCERA	200,000,000.00	00.00	00.00	00.00	00.00	200,000,000.00	00.00	126,052,096.00	126,052,096.00	00.00	126,052,096.00	126,052,096.00	00.00	73,947,904.00
1102040101110102	LIBRE D TASAS	200,000,000.00	00.00	00.00	00.00	00.00	200,000,000.00	00.00	126,052,096.00	126,052,096.00	00.00	126,052,096.00	126,052,096.00	00.00	73,947,904.00
1102040102	DE MATADERO	110,000,000.00	00.00	00.00	00.00	00.00	110,000,000.00	00.00	55,484,054.00	55,484,054.00	00.00	55,484,054.00	55,484,054.00	00.00	54,515,946.00
1102040102110102	LIBRE D TASAS	110,000,000.00	00.00	00.00	00.00	00.00	110,000,000.00	00.00	55,484,054.00	55,484,054.00	00.00	55,484,054.00	55,484,054.00	00.00	54,515,946.00
1102040103	OTRAS TASAS POR USO U OCUPACION	1,000.00	00.00	00.00	00.00	00.00	1,000.00	00.00	70,548,619.00	70,548,619.00	00.00	70,548,619.00	70,548,619.00	00.00	(70,547,619.00)
1102040103110102	LIBRE D TASAS	1,000.00	00.00	00.00	00.00	00.00	1,000.00	00.00	70,548,619.00	70,548,619.00	00.00	70,548,619.00	70,548,619.00	00.00	(70,547,619.00)
1102040104	ALQUILER DE MAQUINARIA Y EQUIPOS	1,000.00	00.00	00.00	00.00	00.00	1,000.00	00.00	00.00	00.00	00.00	00.00	00.00	00.00	1,000.00
1102040104110102	LIBRE D TASAS	1,000.00	00.00	00.00	00.00	00.00	1,000.00	00.00	00.00	00.00	00.00	00.00	00.00	00.00	1,000.00
1102040105	PLAZA DE MERCADO	1,000.00	145,113,324.00	00.00	00.00	00.00	145,114,324.00	00.00	00.00	00.00	00.00	00.00	00.00	00.00	145,114,324.00
1102040105110102	LIBRE D TASAS	1,000.00	00.00	00.00	00.00	00.00	1,000.00	00.00	00.00	00.00	00.00	00.00	00.00	00.00	1,000.00
1102040105110105	TASA PLAZA DE MERCADO - PITALITO	00.00	138,993,324.00	00.00	00.00	00.00	138,993,324.00	00.00	00.00	00.00	00.00	00.00	00.00	00.00	138,993,324.00
1102040105110106	TASA PLAZA DE MERCADO - BRUSELAS	00.00	6,120,000.00	00.00	00.00	00.00	6,120,000.00	00.00	00.00	00.00	00.00	00.00	00.00	00.00	6,120,000.00
110206	TRANSFERENCIAS Y FONDOS	121,908,397,920.00	28,111,216,724.97	505,401,036.00	00.00	00.00	149,514,213,608.97	00.00	110,899,157,078.33	110,899,157,078.33	00.00	110,899,157,078.33	110,899,157,078.33	00.00	38,615,056,530.64

PARAMETRO DEPARTAMENTO MUNICIPIO DE PITALITO

891180077-0
EJECUCION ACTIVA

Página 5 de 18

martes, 1 de noviembre de 2016

ARTICULO	CONCEPTO	ESTIMATIVO INICIAL	ADICIONES/R EINTEGRO	REDUCCIONES	TRASL. CREDITOS	TRASL. CONTRACREDITOS	ESTIMATIVO TOTAL	RECONOCIMIENTOS			RECAUDOS			SALDOS POR RECAUDAR	SALDOS POR EJECUTAR
								MESES ANTER.	MES	ACUMULADO	MESES ANTER.	MES	ACUMULADO		
11020601	TRANSFERENCIAS PARA FUNCIONAMIENTO	510,899,904.00	747,411,886.37	00.00	00.00	00.00	1,258,311,790.37	00.00	962,476,127.62	962,476,127.62	00.00	962,476,127.62	962,476,127.62	00.00	295,835,662.75
110206011	NIVEL NACIONAL	237,398,904.00	747,411,886.37	00.00	00.00	00.00	984,810,790.37	00.00	633,274,804.32	633,274,804.32	00.00	633,274,804.32	633,274,804.32	00.00	351,535,986.05
1102060111	RECURSOS DE PROPOSITO GENERAL	237,398,904.00	747,411,886.37	00.00	00.00	00.00	984,810,790.37	00.00	633,274,804.32	633,274,804.32	00.00	633,274,804.32	633,274,804.32	00.00	351,535,986.05
110206011121601	11/12 SGP Libre Destinación	107,208,429.00	338,991,981.00	00.00	00.00	00.00	446,200,410.00	00.00	94,664,424.00	94,664,424.00	00.00	94,664,424.00	94,664,424.00	00.00	351,535,986.00
110206011122601	ULT.DOC.SGP LIBRE DESTINACION	130,190,475.00	24,966,939.00	00.00	00.00	00.00	155,157,414.00	00.00	155,157,414.00	155,157,414.00	00.00	155,157,414.00	155,157,414.00	00.00	00.00
1102060111260104	R.B.. SGP LIBRE DESTINACION	00.00	383,452,966.37	00.00	00.00	00.00	383,452,966.37	00.00	383,452,966.32	383,452,966.32	00.00	383,452,966.32	383,452,966.32	00.00	00.05
110206012	DEL NIVEL DEPARTAMENTAL	273,501,000.00	00.00	00.00	00.00	00.00	273,501,000.00	00.00	329,201,323.30	329,201,323.30	00.00	329,201,323.30	329,201,323.30	00.00	(55,700,323.30)
1102060121	TRANSFERENCIA DEPARTAMENTAL DE VEHICULOS AUTOMOTORES	266,000,000.00	00.00	00.00	00.00	00.00	266,000,000.00	00.00	316,694,927.30	316,694,927.30	00.00	316,694,927.30	316,694,927.30	00.00	(50,694,927.30)
110206012171106	Vehiculos Automotores	266,000,000.00	00.00	00.00	00.00	00.00	266,000,000.00	00.00	316,694,927.30	316,694,927.30	00.00	316,694,927.30	316,694,927.30	00.00	(50,694,927.30)
1102060122	TRANSFERENCIA IMPUESTO A LOS CIGARRILLOS NACIONALES Y EXTRANJEROS	1,000.00	00.00	00.00	00.00	00.00	1,000.00	00.00	00.00	00.00	00.00	00.00	00.00	00.00	1,000.00
110206012282104	INDERHUILA. Transferencia de Impuesto Cigarrillo	1,000.00	00.00	00.00	00.00	00.00	1,000.00	00.00	00.00	00.00	00.00	00.00	00.00	00.00	1,000.00
1102060123	TRANSFERENCIA SECTOR ELECTRICO PARA LIBRE DESTINACION	7,500,000.00	00.00	00.00	00.00	00.00	7,500,000.00	00.00	12,506,396.00	12,506,396.00	00.00	12,506,396.00	12,506,396.00	00.00	(5,006,396.00)
11020601231203	Ley 99 de 1993 chb	7,500,000.00	00.00	00.00	00.00	00.00	7,500,000.00	00.00	12,231,315.00	12,231,315.00	00.00	12,231,315.00	12,231,315.00	00.00	(4,731,315.00)
1102060123260216	Rtos Fros. C.H.B.	00.00	00.00	00.00	00.00	00.00	00.00	00.00	275,081.00	275,081.00	00.00	275,081.00	275,081.00	00.00	(275,081.00)
11020602	TRANSFERENCIAS Y FONDOS PARA INVERSION	121,397,498,016.00	27,363,804,838.60	505,401,036.00	00.00	00.00	148,255,901,818.60	00.00	109,936,680,950.71	109,936,680,950.71	00.00	109,936,680,950.71	109,936,680,950.71	00.00	38,319,220,867.89
110206021	SISTEMA GENERAL DE PARTICIPACIONES	6,454,299,086.00	2,001,712,377.01	00.00	00.00	00.00	8,456,011,463.01	00.00	6,621,571,791.08	6,621,571,791.08	00.00	6,621,571,791.08	6,621,571,791.08	00.00	1,834,439,671.93
1102060211	SGP MUNICIPIOS RIBEREÑOS	202,048,061.00	19,678,740.03	00.00	00.00	00.00	221,726,801.03	00.00	167,022,045.16	167,022,045.16	00.00	167,022,045.16	167,022,045.16	00.00	54,704,755.87
110206021121401	11/12 SGP Ribereños	186,955,349.00	14,332,420.00	00.00	00.00	00.00	201,287,769.00	00.00	146,391,104.00	146,391,104.00	00.00	146,391,104.00	146,391,104.00	00.00	54,896,665.00
110206021122401	ULT.DOC.SGP Ribereño	15,092,712.00	3,173,114.00	00.00	00.00	00.00	18,265,826.00	00.00	18,265,826.00	18,265,826.00	00.00	18,265,826.00	18,265,826.00	00.00	00.00
11020602112403	R.B. SGP RIBEREÑOS	00.00	2,173,206.03	00.00	00.00	00.00	2,173,206.03	00.00	2,173,206.03	2,173,206.03	00.00	2,173,206.03	2,173,206.03	00.00	00.00

PARAMETRO DEPARTAMENTO MUNICIPIO DE PITALITO

891180077-0
EJECUCION ACTIVA

Página 6 de 18

martes, 1 de noviembre de 2016

ARTICULO	CONCEPTO	ESTIMATIVO INICIAL	ADICIONES/R EINTEGRO	REDUCCIONES	TRASL. CREDITOS	TRASL. CONTRACREDITOS	ESTIMATIVO TOTAL	RECONOCIMIENTOS			RECAUDOS			SALDOS POR RECAUDAR	SALDOS POR EJECUTAR
								MESES ANTER.	MES	ACUMULADO	MESES ANTER.	MES	ACUMULADO		
1102060211 2405	RTOS FROS SGP RIBEREÑOS	00.00	00.00	00.00	00.00	00.00	00.00	00.00	191,909.13	191,909.13	00.00	191,909.13	191,909.13	00.00	(191,909.13)
1102060212	SGP AGUA POTABLE Y SANEAMIENTO BASICO	3,667,599,185.00	167,607,116.01	00.00	00.00	00.00	3,835,206,301.01	00.00	2,880,732,591.01	2,880,732,591.01	00.00	2,880,732,591.01	2,880,732,591.01	00.00	954,473,710.00
1102060212 21501	11/12 SGP Agua Potable y Saneamiento Básico General	3,390,318,770.00	109,427,408.00	00.00	00.00	00.00	3,499,746,178.00	00.00	2,545,269,944.00	2,545,269,944.00	00.00	2,545,269,944.00	2,545,269,944.00	00.00	954,476,234.00
1102060212 22501	ULT. DOC.SGP Agua Potable y Saneamiento Básico	277,280,415.00	56,338,181.00	00.00	00.00	00.00	333,618,596.00	00.00	333,618,596.00	333,618,596.00	00.00	333,618,596.00	333,618,596.00	00.00	00.00
1102060212 2503	RTOS FROS.SGP AGUA POTABLE SANEAMIENTO BAS	00.00	00.00	00.00	00.00	00.00	00.00	00.00	2,524.00	2,524.00	00.00	2,524.00	2,524.00	00.00	(2,524.00)
1102060212 2504	R.B. SGP AGUA POTABLE Y SANEAMIENTO BASICO	00.00	1,841,527.01	00.00	00.00	00.00	1,841,527.01	00.00	1,841,527.01	1,841,527.01	00.00	1,841,527.01	1,841,527.01	00.00	00.00
1102060213	SGP CRECIMIENTO DE LA ECONOMIA	1,000.00	556,747,933.56	00.00	00.00	00.00	556,748,933.56	00.00	556,748,933.56	556,748,933.56	00.00	556,748,933.56	556,748,933.56	00.00	00.00
110206021301	PRIMERA INFANCIA	1,000.00	556,747,933.56	00.00	00.00	00.00	556,748,933.56	00.00	556,748,933.56	556,748,933.56	00.00	556,748,933.56	556,748,933.56	00.00	00.00
110206021301 21802	11/12 SGP Atencion Integral a la Primera Infancia Crecimiento Superior al 4%	1,000.00	555,964,156.00	00.00	00.00	00.00	555,965,156.00	00.00	555,965,156.00	555,965,156.00	00.00	555,965,156.00	555,965,156.00	00.00	00.00
110206021301 280203	R.B. SGP ATENCION INTEGRAL A LA PRIMERA INFANCIACRECIMIENTO SUPERIOR AL 4%	00.00	783,777.56	00.00	00.00	00.00	783,777.56	00.00	783,777.56	783,777.56	00.00	783,777.56	783,777.56	00.00	00.00
1102060214	SGP PROPOSITO GENERAL	2,584,650,840.00	735,069,328.26	00.00	00.00	00.00	3,319,720,168.26	00.00	2,494,458,962.20	2,494,458,962.20	00.00	2,494,458,962.20	2,494,458,962.20	00.00	825,261,206.06
110206021401	DEPORTE Y RECREACION	189,289,784.00	40,755,229.98	00.00	00.00	00.00	230,045,013.98	00.00	172,179,786.02	172,179,786.02	00.00	172,179,786.02	172,179,786.02	00.00	57,865,227.96
110206021401 21602	11/12 SGP Recreacion y Deporte	174,906,836.00	37,450,543.00	00.00	00.00	00.00	212,357,379.00	00.00	154,441,728.00	154,441,728.00	00.00	154,441,728.00	154,441,728.00	00.00	57,915,651.00
110206021401 22602	UTL. DOC. SGP Recreacion y Deporte	14,382,948.00	2,758,252.00	00.00	00.00	00.00	17,141,200.00	00.00	17,141,200.00	17,141,200.00	00.00	17,141,200.00	17,141,200.00	00.00	00.00
110206021401 260203	R.B..SGP RECREACION Y DEPORTES	00.00	546,434.98	00.00	00.00	00.00	546,434.98	00.00	546,434.98	546,434.98	00.00	546,434.98	546,434.98	00.00	00.00
110206021401 260205	RTOS FROS.SGP RECREACION Y DEPORTES	00.00	00.00	00.00	00.00	00.00	00.00	00.00	50,423.04	50,423.04	00.00	50,423.04	50,423.04	00.00	(50,423.04)
110206021402	CULTURA	141,967,338.00	33,074,008.87	00.00	00.00	00.00	175,041,346.87	00.00	131,622,871.49	131,622,871.49	00.00	131,622,871.49	131,622,871.49	00.00	43,418,475.38
110206021402 21603	11/12 SGP Cultura	131,180,127.00	28,087,907.00	00.00	00.00	00.00	159,268,034.00	00.00	115,831,296.00	115,831,296.00	00.00	115,831,296.00	115,831,296.00	00.00	43,436,738.00
110206021402 22603	ULT.DOC. SGP Cultura	10,787,211.00	2,068,689.00	00.00	00.00	00.00	12,855,900.00	00.00	12,855,900.00	12,855,900.00	00.00	12,855,900.00	12,855,900.00	00.00	00.00
110206021402 260303	R.B..SGP CULTURA	00.00	2,917,412.87	00.00	00.00	00.00	2,917,412.87	00.00	2,917,412.87	2,917,412.87	00.00	2,917,412.87	2,917,412.87	00.00	00.00

PARAMETRO DEPARTAMENTO MUNICIPIO DE PITALITO

891180077-0
EJECUCION ACTIVA

Página 7 de 18

martes, 1 de noviembre de 2016

ARTICULO	CONCEPTO	ESTIMATIVO INICIAL	ADICIONES/R EINTEGRO	REDUCCIONES	TRASL. CREDITOS	TRASL. CONTRACREDITOS	ESTIMATIVO TOTAL	RECONOCIMIENTOS			RECAUDOS			SALDOS POR RECAUDAR	SALDOS POR EJECUTAR
								MESES ANTER.	MES	ACUMULADO	MESES ANTER.	MES	ACUMULADO		
110206021402 260305	RTOS FROS..SGP CULTURA	00.00	00.00	00.00	00.00	00.00	00.00	00.00	18,262.62	18,262.62	00.00	18,262.62	18,262.62	00.00	(18,262.62)
110206021403	OTROS SECTORES	2,016,886,490.00	661,240,089.41	00.00	00.00	00.00	2,678,126,579.41	00.00	2,176,601,953.78	2,176,601,953.78	00.00	2,176,601,953.78	2,176,601,953.78	00.00	501,524,625.63
110206021403 21604	11 / 12 SGP Otros Sectores	1,880,248,486.00	282,593,334.00	00.00	00.00	00.00	2,162,841,820.00	00.00	1,660,248,600.00	1,660,248,600.00	00.00	1,660,248,600.00	1,660,248,600.00	00.00	502,593,220.00
110206021403 22604	UTL. DOC. SGP Otros Sectores	136,638,004.00	47,629,897.00	00.00	00.00	00.00	184,267,901.00	00.00	184,267,901.00	184,267,901.00	00.00	184,267,901.00	184,267,901.00	00.00	00.00
110206021403 260404	R.B..SGP OTROS SECTORES	00.00	331,016,858.41	00.00	00.00	00.00	331,016,858.41	00.00	331,016,858.41	331,016,858.41	00.00	331,016,858.41	331,016,858.41	00.00	00.00
110206021403 260405	RTOS FROS..SGP OTROS SECTORES	00.00	00.00	00.00	00.00	00.00	00.00	00.00	1,068,594.37	1,068,594.37	00.00	1,068,594.37	1,068,594.37	00.00	(1,068,594.37)
110206021404	SGP FONPET	236,507,228.00	00.00	00.00	00.00	00.00	236,507,228.00	00.00	14,054,350.91	14,054,350.91	00.00	14,054,350.91	14,054,350.91	00.00	222,452,877.09
110206021404 21701	11/12 SGP Fonpet	218,528,543.00	00.00	00.00	00.00	00.00	218,528,543.00	00.00	00.00	00.00	00.00	00.00	00.00	00.00	218,528,543.00
110206021404 22701	UTL. DOC. SGP Fonpet	17,978,685.00	00.00	00.00	00.00	00.00	17,978,685.00	00.00	00.00	00.00	00.00	00.00	00.00	00.00	17,978,685.00
110206021404 2705	RTOS FROS RECURSOS FONPET C.S.F	00.00	00.00	00.00	00.00	00.00	00.00	00.00	14,054,350.91	14,054,350.91	00.00	14,054,350.91	14,054,350.91	00.00	(14,054,350.91)
1102060215	FONPET CSF	00.00	522,609,259.15	00.00	00.00	00.00	522,609,259.15	00.00	522,609,259.15	522,609,259.15	00.00	522,609,259.15	522,609,259.15	00.00	00.00
1102060215 2706	R.B. SGP FONPET CSF	00.00	522,609,259.15	00.00	00.00	00.00	522,609,259.15	00.00	522,609,259.15	522,609,259.15	00.00	522,609,259.15	522,609,259.15	00.00	00.00
110206022	TRANSFERENCIA SECTOR ELECTRICO CHB 90% PARA INVERSION	67,500,000.00	12,810,074.58	00.00	00.00	00.00	80,310,074.58	00.00	122,891,893.58	122,891,893.58	00.00	122,891,893.58	122,891,893.58	00.00	(42,581,819.00)
110206022 1203	Ley 99 de 1993 chb	67,500,000.00	00.00	00.00	00.00	00.00	67,500,000.00	00.00	110,081,819.00	110,081,819.00	00.00	110,081,819.00	110,081,819.00	00.00	(42,581,819.00)
110206022 1330	R.B. LEY 99 DE 1993 CHB	00.00	12,810,074.58	00.00	00.00	00.00	12,810,074.58	00.00	12,810,074.58	12,810,074.58	00.00	12,810,074.58	12,810,074.58	00.00	00.00
110206023	TRANSFERENCIAS COLDEPORTES	00.00	2,925,142.00	00.00	00.00	00.00	2,925,142.00	00.00	2,925,142.00	2,925,142.00	00.00	2,925,142.00	2,925,142.00	00.00	00.00
110206023 1334	R.B. RECURSOS COLDEPORTES	00.00	2,925,142.00	00.00	00.00	00.00	2,925,142.00	00.00	2,925,142.00	2,925,142.00	00.00	2,925,142.00	2,925,142.00	00.00	00.00
110206025	INGRESOS DE FONDOS Y CUENTAS ESPECIALES	114,875,698,930.00	25,346,357,245.01	505,401,036.00	00.00	00.00	139,716,655,139.01	00.00	103,189,292,124.05	103,189,292,124.05	00.00	103,189,292,124.05	103,189,292,124.05	00.00	36,527,363,014.96
1102060251	FONDO LOCAL DE SALUD	54,640,420,925.00	6,729,079,603.44	126,675,425.00	00.00	00.00	61,242,825,103.44	00.00	45,355,113,444.21	45,355,113,444.21	00.00	45,355,113,444.21	45,355,113,444.21	00.00	15,887,711,659.23
110206025101	SUBCUENTA DE REGIMEN SUBSIDIADO	52,597,707,743.00	6,145,205,145.01	113,541,762.00	00.00	00.00	58,629,371,126.01	00.00	43,219,959,334.74	43,219,959,334.74	00.00	43,219,959,334.74	43,219,959,334.74	00.00	15,409,411,791.27
1102060251011	AFLIACION AL REGIMEN SUBSIDIADO CONTINUIDAD	51,787,936,506.00	6,125,041,762.01	113,541,762.00	00.00	00.00	57,799,436,506.01	00.00	42,223,231,414.37	42,223,231,414.37	00.00	42,223,231,414.37	42,223,231,414.37	00.00	15,576,205,091.64

PARAMETRO DEPARTAMENTO MUNICIPIO DE PITALITO

891180077-0
EJECUCION ACTIVA

Página 8 de 18

martes, 1 de noviembre de 2016

ARTICULO	CONCEPTO	ESTIMATIVO INICIAL	ADICIONES/ EINGEGRO	REDUCCIONES	TRASL. CREDITOS	TRASL. CONTRACREDITOS	ESTIMATIVO TOTAL	RECONOCIMIENTOS			RECAUDOS			SALDOS POR RECAUDAR	SALDOS POR EJECUTAR
								MESES ANTER.	MES	ACUMULADO	MESES ANTER.	MES	ACUMULADO		
110206025101101	SGP SALUD REGIMEN SUBSIDIADO CONTINUIDAD	23,298,215,739.00	2,307,772,279.01	00.00	00.00	00.00	25,605,988,018.01	00.00	19,201,102,258.72	19,201,102,258.72	00.00	19,201,102,258.72	19,201,102,258.72	00.00	6,404,885,759.29
110206025101101 21302	11/12 SGP Salud Régimen Subsidiado continuidad	21,677,666,463.00	1,810,379,092.00	00.00	00.00	00.00	23,488,045,555.00	00.00	17,082,214,948.50	17,082,214,948.50	00.00	17,082,214,948.50	17,082,214,948.50	00.00	6,405,830,606.50
110206025101101 22302	UTL.DOC.SGP Salud Régimen Subsidiado Continuidad	1,620,549,276.00	497,392,202.00	00.00	00.00	00.00	2,117,941,478.00	00.00	2,117,941,478.00	2,117,941,478.00	00.00	2,117,941,478.00	2,117,941,478.00	00.00	00.00
110206025101101 23010104	RTOS FROS.REGIMEN SUBSIDIADO CON	00.00	00.00	00.00	00.00	00.00	00.00	00.00	944,847.21	944,847.21	00.00	944,847.21	944,847.21	00.00	(944,847.21)
110206025101101 23010106	R.B.SGP SALUD REGIMEN SUBSIDIADO	00.00	985.01	00.00	00.00	00.00	985.01	00.00	985.01	985.01	00.00	985.01	985.01	00.00	00.00
110206025101102	FOSYGA FONDO DE SOLIDARIDAD Y GARANTIA	25,500,627,514.00	3,675,930,325.00	113,541,762.00	00.00	00.00	29,063,016,077.00	00.00	20,634,281,836.65	20,634,281,836.65	00.00	20,634,281,836.65	20,634,281,836.65	00.00	8,428,734,240.35
110206025101102 7110101	Fosyga	25,124,425,287.00	3,675,930,325.00	00.00	00.00	00.00	28,800,355,612.00	00.00	20,634,281,836.65	20,634,281,836.65	00.00	20,634,281,836.65	20,634,281,836.65	00.00	8,166,073,775.35
110206025101102 7110102	FOSYGA FONDO DE SOLIDARIDAD Y GARANTIA PPNA	376,202,227.00	00.00	113,541,762.00	00.00	00.00	262,660,465.00	00.00	00.00	00.00	00.00	00.00	00.00	00.00	262,660,465.00
110206025101103	APORTES DEPARTAMENTO DEL HUILA	2,493,954,180.00	99,758,167.00	00.00	00.00	00.00	2,593,712,347.00	00.00	1,985,307,269.00	1,985,307,269.00	00.00	1,985,307,269.00	1,985,307,269.00	00.00	608,405,078.00
110206025101103 71104	Aportes Departamento del Huila	2,493,954,180.00	99,758,167.00	00.00	00.00	00.00	2,593,712,347.00	00.00	1,985,307,269.00	1,985,307,269.00	00.00	1,985,307,269.00	1,985,307,269.00	00.00	608,405,078.00
110206025101104	COMFAMILIAR DEL HUILA	291,698,658.00	13,281,527.00	00.00	00.00	00.00	304,980,185.00	00.00	228,735,137.00	228,735,137.00	00.00	228,735,137.00	228,735,137.00	00.00	76,245,048.00
110206025101104 71105	Caja de Compensacion Familiar - Art. 217 Ley 100 de 1993 SSF	291,698,658.00	13,281,527.00	00.00	00.00	00.00	304,980,185.00	00.00	228,735,137.00	228,735,137.00	00.00	228,735,137.00	228,735,137.00	00.00	76,245,048.00
110206025101105	RECUR. DE INSPECC. VIGILANCIA Y CONTROL - TASA 0.4% SUPERINTENDENCIA NAL DE SALUD S.S.F	203,440,415.00	28,299,464.00	00.00	00.00	00.00	231,739,879.00	00.00	173,804,913.00	173,804,913.00	00.00	173,804,913.00	173,804,913.00	00.00	57,934,966.00
110206025101105 71108	0.4% SUPERSALUD S.S.F.	203,440,415.00	28,299,464.00	00.00	00.00	00.00	231,739,879.00	00.00	173,804,913.00	173,804,913.00	00.00	173,804,913.00	173,804,913.00	00.00	57,934,966.00
1102060251012	ESFUERZO PROPIO DEL MUNICIPIO	809,771,237.00	20,163,383.00	00.00	00.00	00.00	829,934,620.00	00.00	996,727,920.37	996,727,920.37	00.00	996,727,920.37	996,727,920.37	00.00	(166,793,300.37)
110206025101201	ETESA EMPRESA TERRITORIAL PARA LA SALUD	609,771,237.00	20,163,383.00	00.00	00.00	00.00	629,934,620.00	00.00	796,727,920.37	796,727,920.37	00.00	796,727,920.37	796,727,920.37	00.00	(166,793,300.37)
110206025101201 71102	Etesa C.S.F.	00.00	00.00	00.00	00.00	00.00	00.00	00.00	199,166,115.00	199,166,115.00	00.00	199,166,115.00	199,166,115.00	00.00	(199,166,115.00)
110206025101201 71107	Etesa S.S.F	609,771,237.00	20,163,383.00	00.00	00.00	00.00	629,934,620.00	00.00	597,498,327.00	597,498,327.00	00.00	597,498,327.00	597,498,327.00	00.00	32,436,293.00
110206025101201 71204	RTOS FROS ETESA	00.00	00.00	00.00	00.00	00.00	00.00	00.00	63,478.37	63,478.37	00.00	63,478.37	63,478.37	00.00	(63,478.37)
110206025101202	AUDITORIA	200,000,000.00	00.00	00.00	00.00	00.00	200,000,000.00	00.00	200,000,000.00	200,000,000.00	00.00	200,000,000.00	200,000,000.00	00.00	00.00

PARAMETRO DEPARTAMENTO MUNICIPIO DE PITALITO

891180077-0
EJECUCION ACTIVA

Página 9 de 18

martes, 1 de noviembre de 2016

ARTICULO	CONCEPTO	ESTIMATIVO INICIAL	ADICIONES/R EINTEGRO	REDUCCIONES	TRASL. CREDITOS	TRASL. CONTRACREDITOS	ESTIMATIVO TOTAL	RECONOCIMIENTOS			RECAUDOS			SALDOS POR RECAUDAR	SALDOS POR EJECUTAR
								MESES ANTER.	MES	ACUMULADO	MESES ANTER.	MES	ACUMULADO		
110206025101202110101	Libre Asignacion Impuestos	200,000,000.00	00.00	00.00	00.00	00.00	200,000,000.00	00.00	200,000,000.00	200,000,000.00	00.00	200,000,000.00	200,000,000.00	00.00	00.00
110206025102	SUBCUENTA DE SALUD PUBLICA COLECTIVA	1,067,960,658.00	136,315,229.09	00.00	00.00	00.00	1,204,275,887.09	00.00	909,652,418.52	909,652,418.52	00.00	909,652,418.52	909,652,418.52	00.00	294,623,468.57
1102060251021	SISTEMA GENERAL DE PARTICIPACION -SALUD PUBLICA ART 47 LEY 715/2001 (CONPES SOCIAL)	1,067,960,658.00	136,315,229.09	00.00	00.00	00.00	1,204,275,887.09	00.00	909,652,418.52	909,652,418.52	00.00	909,652,418.52	909,652,418.52	00.00	294,623,468.57
110206025102121305	11/12 sgp Salud Pública	975,593,201.00	125,915,557.00	00.00	00.00	00.00	1,101,508,758.00	00.00	801,097,280.00	801,097,280.00	00.00	801,097,280.00	801,097,280.00	00.00	300,411,478.00
110206025102122305	UTL.DOC.SGP Salud Pública	92,367,457.00	3,272,417.00	00.00	00.00	00.00	95,639,874.00	00.00	95,639,874.00	95,639,874.00	00.00	95,639,874.00	95,639,874.00	00.00	00.00
1102060251021230303	R.B..SGP SALUD PUBLICA	00.00	7,127,255.09	00.00	00.00	00.00	7,127,255.09	00.00	7,127,255.09	7,127,255.09	00.00	7,127,255.09	7,127,255.09	00.00	00.00
1102060251021230307	RTOS FROS SGP SALUD PUBLICA	00.00	00.00	00.00	00.00	00.00	00.00	00.00	5,788,009.43	5,788,009.43	00.00	5,788,009.43	5,788,009.43	00.00	(5,788,009.43)
110206025103	SUBCUENTA DE PRESTACION DE SERVICIOS A LA POBLACION	298,752,524.00	103,467,334.12	13,133,663.00	00.00	00.00	389,086,195.12	00.00	293,359,068.73	293,359,068.73	00.00	293,359,068.73	293,359,068.73	00.00	95,727,126.39
1102060251031	SGP SALUD-COMPLEMENTO PRESTACION DE SERVICIOS	60,756,975.00	97,888,237.12	13,133,663.00	00.00	00.00	145,511,549.12	00.00	130,975,992.73	130,975,992.73	00.00	130,975,992.73	130,975,992.73	00.00	14,535,556.39
110206025103111010105	R.B. LIBRE ASIGNACION	00.00	80,000,000.00	00.00	00.00	00.00	80,000,000.00	00.00	80,000,000.00	80,000,000.00	00.00	80,000,000.00	80,000,000.00	00.00	00.00
110206025103121303	11/12sgp Salud Subsidio a la oferta C	45,656,397.00	00.00	00.00	00.00	00.00	45,656,397.00	00.00	30,918,192.00	30,918,192.00	00.00	30,918,192.00	30,918,192.00	00.00	14,738,205.00
110206025103122303	UTL.DOC.SGP Salud Subsidio a la Oferta C	15,100,578.00	00.00	13,133,663.00	00.00	00.00	1,966,915.00	00.00	1,966,915.00	1,966,915.00	00.00	1,966,915.00	1,966,915.00	00.00	00.00
110206025103123020104	R.B..SGP SALUD SUBSIDIO A LA OFERTA CSF	00.00	17,888,237.12	00.00	00.00	00.00	17,888,237.12	00.00	17,888,237.12	17,888,237.12	00.00	17,888,237.12	17,888,237.12	00.00	00.00
110206025103123020106	RTOS FROS.SGP SALUD SUBSIDIO A LA OFERTA	00.00	00.00	00.00	00.00	00.00	00.00	00.00	202,648.61	202,648.61	00.00	202,648.61	202,648.61	00.00	(202,648.61)
1102060251032	SGP SALUD APORTES PATRONALES SSF	237,995,549.00	5,579,097.00	00.00	00.00	00.00	243,574,646.00	00.00	162,383,076.00	162,383,076.00	00.00	162,383,076.00	162,383,076.00	00.00	81,191,570.00
110206025103221304	11/12 SGP Aportes Patronales SSF	237,995,549.00	5,579,097.00	00.00	00.00	00.00	243,574,646.00	00.00	162,383,076.00	162,383,076.00	00.00	162,383,076.00	162,383,076.00	00.00	81,191,570.00
110206025104	SUBCUENTA OTROS GASTOS DEL FONDO LOCAL DE SALUD	656,000,000.00	344,091,895.22	00.00	00.00	00.00	1,000,091,895.22	00.00	914,482,734.22	914,482,734.22	00.00	914,482,734.22	914,482,734.22	00.00	85,609,161.00
1102060251041	GASTOS DE PERSONAL	646,000,000.00	00.00	00.00	00.00	00.00	646,000,000.00	00.00	570,414,280.00	570,414,280.00	00.00	570,414,280.00	570,414,280.00	00.00	75,585,720.00
11020602510411	SERVICIOS PERSONALES ASOCIADOS A LA NOMINA	646,000,000.00	00.00	00.00	00.00	00.00	646,000,000.00	00.00	570,414,280.00	570,414,280.00	00.00	570,414,280.00	570,414,280.00	00.00	75,585,720.00
110206025104111	SUELDO DE PERSONAL DE NOMINA	356,000,000.00	00.00	00.00	00.00	00.00	356,000,000.00	00.00	314,345,952.00	314,345,952.00	00.00	314,345,952.00	314,345,952.00	00.00	41,654,048.00

PARAMETRO DEPARTAMENTO MUNICIPIO DE PITALITO

891180077-0
EJECUCION ACTIVA

Página 10 de 18

martes, 1 de noviembre de 2016

ARTICULO	CONCEPTO	ESTIMATIVO INICIAL	ADICIONES/R EINTEGRO	REDUCCIONES	TRASL. CREDITOS	TRASL. CONTRACREDITOS	ESTIMATIVO TOTAL	RECONOCIMIENTOS			RECAUDOS			SALDOS POR RECAUDAR	SALDOS POR EJECUTAR
								MESES ANTER.	MES	ACUMULADO	MESES ANTER.	MES	ACUMULADO		
110206025104111 21601	11/12 SGP Libre Destinación	356,000,000.00	00.00	00.00	00.00	00.00	356,000,000.00	00.00	314,345,952.00	314,345,952.00	00.00	314,345,952.00	314,345,952.00	00.00	41,654,048.00
110206025104112	OTROS GASTOS AOSICADOS A LA NOMINA	290,000,000.00	00.00	00.00	00.00	00.00	290,000,000.00	00.00	256,068,328.00	256,068,328.00	00.00	256,068,328.00	256,068,328.00	00.00	33,931,672.00
110206025104112 21601	11/12 SGP Libre Destinación	290,000,000.00	00.00	00.00	00.00	00.00	290,000,000.00	00.00	256,068,328.00	256,068,328.00	00.00	256,068,328.00	256,068,328.00	00.00	33,931,672.00
1102060251042	GASTOS DE FUNCIONAMIENTO	10,000,000.00	344,091,895.22	00.00	00.00	00.00	354,091,895.22	00.00	344,068,454.22	344,068,454.22	00.00	344,068,454.22	344,068,454.22	00.00	10,023,441.00
11020602510421	FUNCIONAMIENTO DE LAS DIRECCIONES DE SALUD	10,000,000.00	344,091,895.22	00.00	00.00	00.00	354,091,895.22	00.00	344,068,454.22	344,068,454.22	00.00	344,068,454.22	344,068,454.22	00.00	10,023,441.00
11020602510421 1102	SOBRETASA A LA GASOLINA	00.00	50,000,000.00	00.00	00.00	00.00	50,000,000.00	00.00	41,146,615.00	41,146,615.00	00.00	41,146,615.00	41,146,615.00	00.00	8,853,385.00
11020602510421 21601	11/12 SGP Libre Destinación	10,000,000.00	00.00	00.00	00.00	00.00	10,000,000.00	00.00	8,829,944.00	8,829,944.00	00.00	8,829,944.00	8,829,944.00	00.00	1,170,056.00
11020602510421 260104	R.B. SGP LIBRE DESTINACION	00.00	190,936.07	00.00	00.00	00.00	190,936.07	00.00	190,936.07	190,936.07	00.00	190,936.07	190,936.07	00.00	00.00
11020602510421 71202	R.B. ETESA	00.00	293,900,959.15	00.00	00.00	00.00	293,900,959.15	00.00	293,900,959.15	293,900,959.15	00.00	293,900,959.15	293,900,959.15	00.00	00.00
110206025105	OTROS GASTOS DE INVERSION EN EL SECTOR SALUD	20,000,000.00	00.00	00.00	00.00	00.00	20,000,000.00	00.00	17,659,888.00	17,659,888.00	00.00	17,659,888.00	17,659,888.00	00.00	2,340,112.00
1102060251051	GASTOS DE INVERSION EN EL SECTOR SALUD	20,000,000.00	00.00	00.00	00.00	00.00	20,000,000.00	00.00	17,659,888.00	17,659,888.00	00.00	17,659,888.00	17,659,888.00	00.00	2,340,112.00
1102060251051 21601	11/12 SGP Libre Destinación	20,000,000.00	00.00	00.00	00.00	00.00	20,000,000.00	00.00	17,659,888.00	17,659,888.00	00.00	17,659,888.00	17,659,888.00	00.00	2,340,112.00
1102060252	FONDO EDUCATIVO MUNICIPAL	54,245,748,674.00	17,692,334,022.00	378,725,611.00	00.00	00.00	71,559,357,085.00	00.00	51,828,669,490.06	51,828,669,490.06	00.00	51,828,669,490.06	51,828,669,490.06	00.00	19,730,687,594.94
110206025201	SGP EDUCACION CALIDAD	4,480,216,484.00	1,263,607,928.00	266,181,898.00	00.00	00.00	5,477,642,514.00	00.00	4,746,600,513.89	4,746,600,513.89	00.00	4,746,600,513.89	4,746,600,513.89	00.00	731,042,000.11
1102060252011	CALIDAD MATRICULA OFICIAL	2,175,208,330.00	1,157,828,992.00	266,181,898.00	00.00	00.00	3,066,855,424.00	00.00	2,350,534,496.89	2,350,534,496.89	00.00	2,350,534,496.89	2,350,534,496.89	00.00	716,320,927.11
1102060252011 11010105	R.B. LIBRE ASIGNACION	00.00	200,000,000.00	00.00	00.00	00.00	200,000,000.00	00.00	200,000,000.00	200,000,000.00	00.00	200,000,000.00	200,000,000.00	00.00	00.00
1102060252011 2120205	REINTEGROS SGP CALIDAD	00.00	00.00	00.00	00.00	00.00	00.00	00.00	392,925.89	392,925.89	00.00	392,925.89	392,925.89	00.00	(392,925.89)
1102060252011 2120301	SGP Educacion Calidad	2,175,208,330.00	957,828,992.00	266,181,898.00	00.00	00.00	2,866,855,424.00	00.00	2,150,141,571.00	2,150,141,571.00	00.00	2,150,141,571.00	2,150,141,571.00	00.00	716,713,853.00
1102060252012	MATRICULA CALIDAD - GRATUIDAD	2,305,008,154.00	105,778,936.00	00.00	00.00	00.00	2,410,787,090.00	00.00	2,396,066,017.00	2,396,066,017.00	00.00	2,396,066,017.00	2,396,066,017.00	00.00	14,721,073.00
1102060252012 2120302	SGP EDUCACION GRATUIDAD SSF	2,305,008,154.00	105,778,936.00	00.00	00.00	00.00	2,410,787,090.00	00.00	2,396,066,017.00	2,396,066,017.00	00.00	2,396,066,017.00	2,396,066,017.00	00.00	14,721,073.00
110206025202	ADMINISTRACION DEL SERVICIO EDUCATIVO	46,796,787,835.00	14,011,611,128.00	00.00	00.00	00.00	60,808,398,963.00	00.00	43,775,436,786.65	43,775,436,786.65	00.00	43,775,436,786.65	43,775,436,786.65	00.00	17,032,962,176.35

PARAMETRO DEPARTAMENTO MUNICIPIO DE PITALITO

891180077-0
EJECUCION ACTIVA

Página 11 de 18

martes, 1 de noviembre de 2016

ARTICULO	CONCEPTO	ESTIMATIVO INICIAL	ADICIONES/R EINTEGRO	REDUCCIONES	TRASL. CREDITOS	TRASL. CONTRACREDITOS	ESTIMATIVO TOTAL	RECONOCIMIENTOS			RECAUDOS			SALDOS POR RECAUDAR	SALDOS POR EJECUTAR
								MESES ANTER.	MES	ACUMULADO	MESES ANTER.	MES	ACUMULADO		
11020602520201	SGP EDUCACION PRESTACION DE SERVICIOS POBLACION ATENDIDA	42,099,157,983.00	13,168,171,569.00	00.00	00.00	00.00	55,267,329,552.00	00.00	40,669,388,007.15	40,669,388,007.15	00.00	40,669,388,007.15	40,669,388,007.15	00.00	14,597,941,544.85
11020602520201 2104	REINTEGROS SGP PRESTACION DE SERVICIOS	00.00	00.00	00.00	00.00	00.00	00.00	00.00	6,424,944.65	6,424,944.65	00.00	6,424,944.65	6,424,944.65	00.00	(6,424,944.65)
11020602520201 2120200	SGP Educación Prestacion de Servicios con Situación de fondos-Incentivo de Mejoramiento a la Calidad Educativa	00.00	128,002,626.00	00.00	00.00	00.00	128,002,626.00	00.00	128,002,626.00	128,002,626.00	00.00	128,002,626.00	128,002,626.00	00.00	00.00
11020602520201 2120201	SGP Educación Prestacion de Servicios con Situación de fondos	34,075,958,518.00	1,051,588,980.00	00.00	00.00	00.00	35,127,547,498.00	00.00	29,717,111,314.00	29,717,111,314.00	00.00	29,717,111,314.00	29,717,111,314.00	00.00	5,410,436,184.00
11020602520201 2120202	SGP Educación Prestación de Servicios Sin situación de Fondos	8,023,198,465.00	2,361,000,000.00	00.00	00.00	00.00	10,384,198,465.00	00.00	6,004,058,641.00	6,004,058,641.00	00.00	6,004,058,641.00	6,004,058,641.00	00.00	4,380,139,824.00
11020602520201 2120204	SGP Educación Prestacion de Servicios Criterio de Calidad	1,000.00	9,627,579,963.00	00.00	00.00	00.00	9,627,580,963.00	00.00	4,813,790,481.50	4,813,790,481.50	00.00	4,813,790,481.50	4,813,790,481.50	00.00	4,813,790,481.50
11020602520202	NECESIDADES EDUCATIVAS ESPECIALES (NEE)	40,000,000.00	00.00	00.00	00.00	00.00	40,000,000.00	00.00	20,000,000.00	20,000,000.00	00.00	20,000,000.00	20,000,000.00	00.00	20,000,000.00
11020602520202 2120201	SGP Educación Prestacion de Servicios con Situación de fondos	40,000,000.00	00.00	00.00	00.00	00.00	40,000,000.00	00.00	20,000,000.00	20,000,000.00	00.00	20,000,000.00	20,000,000.00	00.00	20,000,000.00
11020602520203	SGP PROVISION ASCENSO EN EL ESCALAFON	448,193,165.00	154,991,809.00	00.00	00.00	00.00	603,184,974.00	00.00	301,592,486.50	301,592,486.50	00.00	301,592,486.50	301,592,486.50	00.00	301,592,487.50
11020602520203 2120201	SGP Educación Prestacion de Servicios con Situación de fondos	448,193,165.00	154,991,809.00	00.00	00.00	00.00	603,184,974.00	00.00	301,592,486.50	301,592,486.50	00.00	301,592,486.50	301,592,486.50	00.00	301,592,487.50
11020602520204	SGP COSTOS ADMINISTRATIVOS	4,139,436,687.00	272,386,915.00	00.00	00.00	00.00	4,411,823,602.00	00.00	2,406,315,105.00	2,406,315,105.00	00.00	2,406,315,105.00	2,406,315,105.00	00.00	2,005,508,497.00
11020602520204 2120201	SGP Educación Prestacion de Servicios con Situación de fondos	4,139,436,687.00	272,386,915.00	00.00	00.00	00.00	4,411,823,602.00	00.00	2,406,315,105.00	2,406,315,105.00	00.00	2,406,315,105.00	2,406,315,105.00	00.00	2,005,508,497.00
11020602520206	PROVISION CESANTIAS RETROACTIVAS PERSONAL ADTIVO. DEL SECTOR EDUCATIVO	70,000,000.00	30,000,000.00	00.00	00.00	00.00	100,000,000.00	00.00	100,000,000.00	100,000,000.00	00.00	100,000,000.00	100,000,000.00	00.00	00.00
11020602520206 2120201	SGP Educación Prestacion de Servicios con Situación de fondos	70,000,000.00	30,000,000.00	00.00	00.00	00.00	100,000,000.00	00.00	100,000,000.00	100,000,000.00	00.00	100,000,000.00	100,000,000.00	00.00	00.00
11020602520207	SGP PRESTACION DEL SERVICIO (CONECTIVIDAD)	00.00	386,060,835.00	00.00	00.00	00.00	386,060,835.00	00.00	278,141,188.00	278,141,188.00	00.00	278,141,188.00	278,141,188.00	00.00	107,919,647.00
11020602520207 2120203	SGP EDUCACION PRESTACION DE SERVICIOS -CONECTIVIDAD	00.00	215,839,294.00	00.00	00.00	00.00	215,839,294.00	00.00	107,919,647.00	107,919,647.00	00.00	107,919,647.00	107,919,647.00	00.00	107,919,647.00
11020602520207 2120207	R.B SGP PRESTACIÓN DE SERVICIOS-CONECTIVIDAD	00.00	170,221,541.00	00.00	00.00	00.00	170,221,541.00	00.00	170,221,541.00	170,221,541.00	00.00	170,221,541.00	170,221,541.00	00.00	00.00
110206025203	FONPET (PASIVOS PENSIONALES TERRITORIALES)	1,567,326,837.00	00.00	00.00	00.00	00.00	1,567,326,837.00	00.00	00.00	00.00	00.00	00.00	00.00	00.00	1,567,326,837.00
110206025203 2120402	SGP Fonpet	1,567,326,837.00	00.00	00.00	00.00	00.00	1,567,326,837.00	00.00	00.00	00.00	00.00	00.00	00.00	00.00	1,567,326,837.00

PARAMETRO DEPARTAMENTO MUNICIPIO DE PITALITO

891180077-0
EJECUCION ACTIVA

Página 12 de 18

martes, 1 de noviembre de 2016

ARTICULO	CONCEPTO	ESTIMATIVO INICIAL	ADICIONES/R EINTEGRO	REDUCCIONES	TRASL. CREDITOS	TRASL. CONTRACREDITOS	ESTIMATIVO TOTAL	RECONOCIMIENTOS			RECAUDOS			SALDOS POR RECAUDAR	SALDOS POR EJECUTAR
								MESES ANTER.	MES	ACUMULADO	MESES ANTER.	MES	ACUMULADO		
110206025204	FUNCIONAMIENTO FONDO EDUCATIVO	800,000,000.00	00.00	00.00	00.00	00.00	800,000,000.00	00.00	706,395,400.00	706,395,400.00	00.00	706,395,400.00	706,395,400.00	00.00	93,604,600.00
110206025204 21601	11/12 SGP Libre Destinación	800,000,000.00	00.00	00.00	00.00	00.00	800,000,000.00	00.00	706,395,400.00	706,395,400.00	00.00	706,395,400.00	706,395,400.00	00.00	93,604,600.00
110206025205	SGP ALIMENTACION ESCOLAR	601,417,518.00	2,220,806,966.00	112,543,713.00	00.00	00.00	2,709,680,771.00	00.00	2,340,424,301.95	2,340,424,301.95	00.00	2,340,424,301.95	2,340,424,301.95	00.00	369,256,469.05
110206025205 2106	RTOS FROS SGP ALIMENTACION ESCOLAR	00.00	00.00	00.00	00.00	00.00	00.00	00.00	712,595.95	712,595.95	00.00	712,595.95	712,595.95	00.00	(712,595.95)
110206025205 21101	11/12 Sistema General de Participación Alimentación Escolar	555,849,376.00	126,874,906.00	112,543,713.00	00.00	00.00	570,180,569.00	00.00	413,114,299.00	413,114,299.00	00.00	413,114,299.00	413,114,299.00	00.00	157,066,270.00
110206025205 22101	UTL.DOC.SGP Alimentación Escolar	45,568,142.00	8,739,200.00	00.00	00.00	00.00	54,307,342.00	00.00	54,307,342.00	54,307,342.00	00.00	54,307,342.00	54,307,342.00	00.00	00.00
110206025205 822101	RESOLUCIÓN 16480 DE 2015 MEN	00.00	2,085,192,860.00	00.00	00.00	00.00	2,085,192,860.00	00.00	1,872,290,065.00	1,872,290,065.00	00.00	1,872,290,065.00	1,872,290,065.00	00.00	212,902,795.00
110206025206	RENDIMIENTOS FINANCIEROS EDUCACION	00.00	00.00	00.00	00.00	00.00	00.00	00.00	137,312,487.57	137,312,487.57	00.00	137,312,487.57	137,312,487.57	00.00	(137,312,487.57)
11020602520601	RENDIMIENTOS FINANCIEROS SGP CALIDAD	00.00	00.00	00.00	00.00	00.00	00.00	00.00	1,572,193.60	1,572,193.60	00.00	1,572,193.60	1,572,193.60	00.00	(1,572,193.60)
11020602520601 5203	RTOS FROS SGP Educación de Calidad	00.00	00.00	00.00	00.00	00.00	00.00	00.00	1,572,193.60	1,572,193.60	00.00	1,572,193.60	1,572,193.60	00.00	(1,572,193.60)
11020602520602	RENDIMIENTOS FINANCIEROS SGP PRESTACION DEL SERVICIO	00.00	00.00	00.00	00.00	00.00	00.00	00.00	135,740,293.97	135,740,293.97	00.00	135,740,293.97	135,740,293.97	00.00	(135,740,293.97)
11020602520602 5204	RTOS.FINANCIEROS SGP PRESTACION DE SERVICIOS	00.00	00.00	00.00	00.00	00.00	00.00	00.00	132,738,354.15	132,738,354.15	00.00	132,738,354.15	132,738,354.15	00.00	(132,738,354.15)
11020602520602 5205	RTOS FINANCIEROS CESANTIAS RETROACTIVAS SGP	00.00	00.00	00.00	00.00	00.00	00.00	00.00	1,611,668.44	1,611,668.44	00.00	1,611,668.44	1,611,668.44	00.00	(1,611,668.44)
11020602520602 5206	RTOS FINANCIEROS INCAPACIDADES DOCENTES	00.00	00.00	00.00	00.00	00.00	00.00	00.00	1,390,271.38	1,390,271.38	00.00	1,390,271.38	1,390,271.38	00.00	(1,390,271.38)
110206025209	CONVENIOS	00.00	196,308,000.00	00.00	00.00	00.00	196,308,000.00	00.00	122,500,000.00	122,500,000.00	00.00	122,500,000.00	122,500,000.00	00.00	73,808,000.00
11020602520902	TRANSPORTE ESCOLAR	00.00	196,308,000.00	00.00	00.00	00.00	196,308,000.00	00.00	122,500,000.00	122,500,000.00	00.00	122,500,000.00	122,500,000.00	00.00	73,808,000.00
11020602520902 8110212	Contrato Interadministrativo 0725 de 2015-Departamento del Huila	00.00	00.00	00.00	00.00	00.00	00.00	00.00	122,500,000.00	122,500,000.00	00.00	122,500,000.00	122,500,000.00	00.00	(122,500,000.00)
11020602520902 82116	Convenio 028 Departamento del Huila	00.00	196,308,000.00	00.00	00.00	00.00	196,308,000.00	00.00	00.00	00.00	00.00	00.00	00.00	00.00	196,308,000.00
1102060253	OTROS FONDOS Y CUENTAS ESPECIALES	5,989,529,331.00	924,943,619.57	00.00	00.00	00.00	6,914,472,950.57	00.00	6,005,509,189.78	6,005,509,189.78	00.00	6,005,509,189.78	6,005,509,189.78	00.00	908,963,760.79
11020602531	FONDOS CON DESTINACION ESPECIFICA	5,259,529,331.00	918,330,739.79	00.00	00.00	00.00	6,177,860,070.79	00.00	5,342,497,524.60	5,342,497,524.60	00.00	5,342,497,524.60	5,342,497,524.60	00.00	835,362,546.19
1102060253101	FONDO RENTA PARA EL DEPORTE Y LA RECREACION	437,000,000.00	86,335,237.86	00.00	00.00	00.00	523,335,237.86	00.00	304,373,861.98	304,373,861.98	00.00	304,373,861.98	304,373,861.98	00.00	218,961,375.88

PARAMETRO DEPARTAMENTO MUNICIPIO DE PITALITO

891180077-0
EJECUCION ACTIVA

Página 13 de 18

martes, 1 de noviembre de 2016

ARTICULO	CONCEPTO	ESTIMATIVO INICIAL	ADICIONES/R EINTEGRO	REDUCCIONES	TRASL. CREDITOS	TRASL. CONTRACREDITOS	ESTIMATIVO TOTAL	RECONOCIMIENTOS			RECAUDOS			SALDOS POR RECAUDAR	SALDOS POR EJECUTAR
								MESES ANTER.	MES	ACUMULADO	MESES ANTER.	MES	ACUMULADO		
1102060253101 1206	Fondo para el Deporte y la Recreación	437,000,000.00	00.00	00.00	00.00	00.00	437,000,000.00	00.00	217,575,122.27	217,575,122.27	00.00	217,575,122.27	217,575,122.27	00.00	219,424,877.73
1102060253101 1331	R.B. ESTAMPILLA PRODEPORTE	00.00	86,335,237.86	00.00	00.00	00.00	86,335,237.86	00.00	86,335,237.86	86,335,237.86	00.00	86,335,237.86	86,335,237.86	00.00	00.00
1102060253101 260219	RTOS FROS ESTAMPILLA PRODEPORTE	00.00	00.00	00.00	00.00	00.00	00.00	00.00	463,501.85	463,501.85	00.00	463,501.85	463,501.85	00.00	(463,501.85)
1102060253102	FONDO ESTAMPILLA PROCULTURA	219,500,000.00	83,635,796.18	00.00	00.00	00.00	303,135,796.18	00.00	193,200,626.36	193,200,626.36	00.00	193,200,626.36	193,200,626.36	00.00	109,935,169.82
1102060253102 1205	Estampillas Procultura	219,500,000.00	00.00	00.00	00.00	00.00	219,500,000.00	00.00	109,266,582.00	109,266,582.00	00.00	109,266,582.00	109,266,582.00	00.00	110,233,418.00
1102060253102 1313	R.B. FONDO ESTAMPILLA PROCULTURA	00.00	83,635,796.18	00.00	00.00	00.00	83,635,796.18	00.00	83,635,796.18	83,635,796.18	00.00	83,635,796.18	83,635,796.18	00.00	00.00
1102060253102 260218	Rtos Fros. Estampilla Procultura	00.00	00.00	00.00	00.00	00.00	00.00	00.00	298,248.18	298,248.18	00.00	298,248.18	298,248.18	00.00	(298,248.18)
1102060253103	FONDO PROUNIVERSIDADES PUBLICAS	219,500,000.00	31,781,266.32	00.00	00.00	00.00	251,281,266.32	00.00	141,171,661.66	141,171,661.66	00.00	141,171,661.66	141,171,661.66	00.00	110,109,604.66
1102060253103 1208	Fondo Pro universidades Públicas	219,500,000.00	00.00	00.00	00.00	00.00	219,500,000.00	00.00	109,010,232.00	109,010,232.00	00.00	109,010,232.00	109,010,232.00	00.00	110,489,768.00
1102060253103 1319	R.B. Fondo Prouniversidades Públicas	00.00	31,781,266.32	00.00	00.00	00.00	31,781,266.32	00.00	31,781,266.32	31,781,266.32	00.00	31,781,266.32	31,781,266.32	00.00	00.00
1102060253103 260210	RTOS FROS. PRO UNIVERSIDADES PÚBLICAS	00.00	00.00	00.00	00.00	00.00	00.00	00.00	380,163.34	380,163.34	00.00	380,163.34	380,163.34	00.00	(380,163.34)
1102060253104	LEY 418 FONDO DE SEGURIDAD CIUDADANA (CONTRIBUCION SOBRE CONTRATO DE OBRA PUBLICA)	800,000,000.00	289,044,113.00	00.00	00.00	00.00	1,089,044,113.00	00.00	873,016,592.56	873,016,592.56	00.00	873,016,592.56	873,016,592.56	00.00	216,027,520.44
1102060253104 1204	Ley 418 (fondo de Seguridad Ciudadana)	800,000,000.00	00.00	00.00	00.00	00.00	800,000,000.00	00.00	582,268,772.56	582,268,772.56	00.00	582,268,772.56	582,268,772.56	00.00	217,731,227.44
1102060253104 1329	R.B. Fondo de seguridad	00.00	289,044,113.00	00.00	00.00	00.00	289,044,113.00	00.00	289,044,113.00	289,044,113.00	00.00	289,044,113.00	289,044,113.00	00.00	00.00
1102060253104 260209	RTOS FROS. SEGURIDAD CIUDADANA	00.00	00.00	00.00	00.00	00.00	00.00	00.00	1,703,707.00	1,703,707.00	00.00	1,703,707.00	1,703,707.00	00.00	(1,703,707.00)
1102060253105	FONDO AMBIENTAL 15% PREDIAL (SOBRETASA AMBIENTAL)	740,000,000.00	161,997,929.35	00.00	00.00	00.00	901,997,929.35	00.00	958,449,194.35	958,449,194.35	00.00	958,449,194.35	958,449,194.35	00.00	(56,451,265.00)
1102060253105 110101	Libre Asignacion Impuestos	740,000,000.00	148,919,077.00	00.00	00.00	00.00	888,919,077.00	00.00	945,370,342.00	945,370,342.00	00.00	945,370,342.00	945,370,342.00	00.00	(56,451,265.00)
1102060253105 120103	R.B. SOBRETASA AMBIENTAL	00.00	13,078,852.35	00.00	00.00	00.00	13,078,852.35	00.00	13,078,852.35	13,078,852.35	00.00	13,078,852.35	13,078,852.35	00.00	00.00
1102060253106	FONDO ALUMBRADO PUBLICO (IMPUESTO DE ALUMBRADO PUBLICO)	2,000,000,000.00	00.00	00.00	00.00	00.00	2,000,000,000.00	00.00	1,838,157,708.00	1,838,157,708.00	00.00	1,838,157,708.00	1,838,157,708.00	00.00	161,842,292.00

PARAMETRO DEPARTAMENTO MUNICIPIO DE PITALITO

891180077-0
EJECUCION ACTIVA

Página 14 de 18

martes, 1 de noviembre de 2016

ARTICULO	CONCEPTO	ESTIMATIVO INICIAL	ADICIONES/R EINTEGRO	REDUCCIONES	TRASL. CREDITOS	TRASL. CONTRACREDITOS	ESTIMATIVO TOTAL	RECONOCIMIENTOS			RECAUDOS			SALDOS POR RECAUDAR	SALDOS POR EJECUTAR
								MESES ANTER.	MES	ACUMULADO	MESES ANTER.	MES	ACUMULADO		
1102060253106 1210	Fondo Alumbrado Público	2,000,000,000.00	00.00	00.00	00.00	00.00	2,000,000,000.00	00.00	1,833,126,385.00	1,833,126,385.00	00.00	1,833,126,385.00	1,833,126,385.00	00.00	166,873,615.00
1102060253106 260214	Rtos Fros. Recursos Fondo de Alumbrado Público	00.00	00.00	00.00	00.00	00.00	00.00	00.00	5,031,323.00	5,031,323.00	00.00	5,031,323.00	5,031,323.00	00.00	(5,031,323.00)
1102060253107	FONDO DE REACTIVACION EMPRESARIAL FOREMPI	1,000.00	00.00	00.00	00.00	00.00	1,000.00	00.00	00.00	00.00	00.00	00.00	00.00	00.00	1,000.00
1102060253107 1211	Fondo Forempi	1,000.00	00.00	00.00	00.00	00.00	1,000.00	00.00	00.00	00.00	00.00	00.00	00.00	00.00	1,000.00
1102060253108	FONDO DE SEGURIDAD DE PITALITO FOVISEPI	1,000.00	00.00	00.00	00.00	00.00	1,000.00	00.00	2,978,160.00	2,978,160.00	00.00	2,978,160.00	2,978,160.00	00.00	(2,977,160.00)
1102060253108 1221	Fovisepi	1,000.00	00.00	00.00	00.00	00.00	1,000.00	00.00	00.00	00.00	00.00	00.00	00.00	00.00	1,000.00
1102060253108 260209	RTOS FROS. SEGURIDAD CIUDADANA	00.00	00.00	00.00	00.00	00.00	00.00	00.00	2,978,160.00	2,978,160.00	00.00	2,978,160.00	2,978,160.00	00.00	(2,978,160.00)
1102060253109	FONDO CONTRIBUCION DE VALORIZACION (IMPUESTO VALORIZACION VIGENCIA ACTUALY ANTERIOR)	15,000,000.00	11,245,315.88	00.00	00.00	00.00	26,245,315.88	00.00	24,537,507.33	24,537,507.33	00.00	24,537,507.33	24,537,507.33	00.00	1,707,808.55
1102060253109 1209	Fondo de Valorizacion	15,000,000.00	00.00	00.00	00.00	00.00	15,000,000.00	00.00	8,720,652.00	8,720,652.00	00.00	8,720,652.00	8,720,652.00	00.00	6,279,348.00
1102060253109 1312	R.B. Fondo Contribucion de Valorizacion	00.00	11,245,315.88	00.00	00.00	00.00	11,245,315.88	00.00	11,245,315.88	11,245,315.88	00.00	11,245,315.88	11,245,315.88	00.00	00.00
1102060253109 260208	RTOS FROS.FONDO DE VALORIZACION	00.00	00.00	00.00	00.00	00.00	00.00	00.00	4,571,539.45	4,571,539.45	00.00	4,571,539.45	4,571,539.45	00.00	(4,571,539.45)
1102060253110	FONDO DE VIGILANCIA	1,000.00	00.00	00.00	00.00	00.00	1,000.00	00.00	00.00	00.00	00.00	00.00	00.00	00.00	1,000.00
1102060253110 1215	Fondo de Vigilancia	1,000.00	00.00	00.00	00.00	00.00	1,000.00	00.00	00.00	00.00	00.00	00.00	00.00	00.00	1,000.00
1102060253111	FONDO PARA LA REACTIVACION AGROPECUARIA FORAMPI	1,000.00	00.00	00.00	00.00	00.00	1,000.00	00.00	00.00	00.00	00.00	00.00	00.00	00.00	1,000.00
1102060253111 1218	Fondo Forampi	1,000.00	00.00	00.00	00.00	00.00	1,000.00	00.00	00.00	00.00	00.00	00.00	00.00	00.00	1,000.00
1102060253112	FONDO EDUCACION PARA EL TRABAJO, DESARROLLO HUMANO	9,000,000.00	35,378,288.00	00.00	00.00	00.00	44,378,288.00	00.00	75,584,850.00	75,584,850.00	00.00	75,584,850.00	75,584,850.00	00.00	(31,206,562.00)
1102060253112 1222	Fondo Educación para el Trabajo, Desarrollo Humano	9,000,000.00	00.00	00.00	00.00	00.00	9,000,000.00	00.00	40,029,444.00	40,029,444.00	00.00	40,029,444.00	40,029,444.00	00.00	(31,029,444.00)
1102060253112 1322	R.B. Fondo Educación para el Trabajo, Desarrollo Humano	00.00	35,378,288.00	00.00	00.00	00.00	35,378,288.00	00.00	35,378,288.00	35,378,288.00	00.00	35,378,288.00	35,378,288.00	00.00	00.00
1102060253112 260215	Rtos Fros. Fondo de Educación para Trabajo y el Desarrollo Humano.	00.00	00.00	00.00	00.00	00.00	00.00	00.00	177,118.00	177,118.00	00.00	177,118.00	177,118.00	00.00	(177,118.00)
1102060253113	FONDO PARA LA PROVISION Y DOTACION DEL ESPACIO PUBLICO	28,000,000.00	00.00	00.00	00.00	00.00	28,000,000.00	00.00	78,070,109.84	78,070,109.84	00.00	78,070,109.84	78,070,109.84	00.00	(50,070,109.84)

PARAMETRO DEPARTAMENTO MUNICIPIO DE PITALITO

891180077-0
EJECUCION ACTIVA

Página 15 de 18

martes, 1 de noviembre de 2016

ARTICULO	CONCEPTO	ESTIMATIVO INICIAL	ADICIONES/R EINTEGRO	REDUCCIONES	TRASL. CREDITOS	TRASL. CONTRACREDITOS	ESTIMATIVO TOTAL	RECONOCIMIENTOS			RECAUDOS			SALDOS POR RECAUDAR	SALDOS POR EJECUTAR
								MESES ANTER.	MES	ACUMULADO	MESES ANTER.	MES	ACUMULADO		
1102060253113 1225	Fondo para la Provision y dotación de estacion público	28,000,000.00	00.00	00.00	00.00	00.00	28,000,000.00	00.00	77,927,200.00	77,927,200.00	00.00	77,927,200.00	77,927,200.00	00.00	(49,927,200.00)
1102060253113 260212	Rtos Fros. Fondo para la Provision y Dotación del Espacio Público	00.00	00.00	00.00	00.00	00.00	00.00	00.00	142,909.84	142,909.84	00.00	142,909.84	142,909.84	00.00	(142,909.84)
1102060253114	FONDO MUNICIPAL DEL COMPARENDO AMBIENTAL	1,525,331.00	00.00	00.00	00.00	00.00	1,525,331.00	00.00	310,779.41	310,779.41	00.00	310,779.41	310,779.41	00.00	1,214,551.59
1102060253114 1227	Comparendo Ambiental	1,525,331.00	00.00	00.00	00.00	00.00	1,525,331.00	00.00	308,000.00	308,000.00	00.00	308,000.00	308,000.00	00.00	1,217,331.00
1102060253114 260220	RTOS FINANCIEROS FONDO MPAL COMPARENDO AMBIENTAL	00.00	00.00	00.00	00.00	00.00	00.00	00.00	2,779.41	2,779.41	00.00	2,779.41	2,779.41	00.00	(2,779.41)
1102060253115	SOBRETASA BOMBERIL	290,000,000.00	43,941,113.00	00.00	00.00	00.00	333,941,113.00	00.00	349,271,668.88	349,271,668.88	00.00	349,271,668.88	349,271,668.88	00.00	(15,330,555.88)
1102060253115 1229	SOBRETASA BOMBERIL	290,000,000.00	43,941,113.00	00.00	00.00	00.00	333,941,113.00	00.00	349,271,446.00	349,271,446.00	00.00	349,271,446.00	349,271,446.00	00.00	(15,330,333.00)
1102060253115 260222	RTOS FROS SOBRETASA BOMBERIL	00.00	00.00	00.00	00.00	00.00	00.00	00.00	222.88	222.88	00.00	222.88	222.88	00.00	(222.88)
1102060253116	ESTAMPILLA PROBIENESTAR DEL ANCIANO Y CENTROS DE ATENCION PARA LA TERCERA EDAD	500,000,000.00	174,971,680.20	00.00	00.00	00.00	674,971,680.20	00.00	503,374,804.23	503,374,804.23	00.00	503,374,804.23	503,374,804.23	00.00	171,596,875.97
1102060253116 1230	Estampilla ProbieneStar del Anciano y Centro de Atención para la Tercera Edad	500,000,000.00	00.00	00.00	00.00	00.00	500,000,000.00	00.00	326,784,213.00	326,784,213.00	00.00	326,784,213.00	326,784,213.00	00.00	173,215,787.00
1102060253116 1332	R.B. ESTAMPILLA PROBIENESTAR DEL ANCIANO	00.00	174,971,680.20	00.00	00.00	00.00	174,971,680.20	00.00	174,971,680.20	174,971,680.20	00.00	174,971,680.20	174,971,680.20	00.00	00.00
1102060253116 260221	Rtos Fros. Estampilla ProbieneStar del Anciano y Centros de Atención para la Tercera Edad	00.00	00.00	00.00	00.00	00.00	00.00	00.00	1,618,911.03	1,618,911.03	00.00	1,618,911.03	1,618,911.03	00.00	(1,618,911.03)
11020602532	OTRAS CUENTAS Y FONDOS ESPECIALES DE DESTINACION ESPECIFICA	730,000,000.00	6,612,879.78	00.00	00.00	00.00	736,612,879.78	00.00	663,011,665.18	663,011,665.18	00.00	663,011,665.18	663,011,665.18	00.00	73,601,214.60
1102060253201	FONDO DE GESTION DEL RIESGO	130,000,000.00	00.00	00.00	00.00	00.00	130,000,000.00	00.00	106,981,198.00	106,981,198.00	00.00	106,981,198.00	106,981,198.00	00.00	23,018,802.00
1102060253201 1102	SOBRETASA A LA GASOLINA	130,000,000.00	00.00	00.00	00.00	00.00	130,000,000.00	00.00	106,981,198.00	106,981,198.00	00.00	106,981,198.00	106,981,198.00	00.00	23,018,802.00
1102060253202	FONDO PARA LA POBLACION DESPLAZADA	100,000,000.00	00.00	00.00	00.00	00.00	100,000,000.00	00.00	82,293,229.00	82,293,229.00	00.00	82,293,229.00	82,293,229.00	00.00	17,706,771.00
1102060253202 1102	SOBRETASA A LA GASOLINA	100,000,000.00	00.00	00.00	00.00	00.00	100,000,000.00	00.00	82,293,229.00	82,293,229.00	00.00	82,293,229.00	82,293,229.00	00.00	17,706,771.00
1102060253203	RECURSOS DESTINADOS AL INSTITUTO DE CULTURA, RECREACION Y DEPORTE	500,000,000.00	00.00	00.00	00.00	00.00	500,000,000.00	00.00	467,087,346.00	467,087,346.00	00.00	467,087,346.00	467,087,346.00	00.00	32,912,654.00

PARAMETRO DEPARTAMENTO MUNICIPIO DE PITALITO

891180077-0
EJECUCION ACTIVA

Página 16 de 18

martes, 1 de noviembre de 2016

ARTICULO	CONCEPTO	ESTIMATIVO INICIAL	ADICIONES/R EINTEGRO	REDUCCIONES	TRASL. CREDITOS	TRASL. CONTRACREDITOS	ESTIMATIVO TOTAL	RECONOCIMIENTOS			RECAUDOS			SALDOS POR RECAUDAR	SALDOS POR EJECUTAR
								MESES ANTER.	MES	ACUMULADO	MESES ANTER.	MES	ACUMULADO		
1102060253203 110101	Libre Asignacion Impuestos	500,000,000.00	00.00	00.00	00.00	00.00	500,000,000.00	00.00	467,087,346.00	467,087,346.00	00.00	467,087,346.00	467,087,346.00	00.00	32,912,654.00
1102060253204	FONDO ELECTRIFICACION RURAL	00.00	6,612,879.78	00.00	00.00	00.00	6,612,879.78	00.00	6,649,892.18	6,649,892.18	00.00	6,649,892.18	6,649,892.18	00.00	(37,012.40)
1102060253204 1333	R.B. FONDO ELECTRIFICACION	00.00	6,612,879.78	00.00	00.00	00.00	6,612,879.78	00.00	6,612,879.78	6,612,879.78	00.00	6,612,879.78	6,612,879.78	00.00	00.00
1102060253204 260211	RTOS FROS. PROELECTRIFICACION RURAL	00.00	00.00	00.00	00.00	00.00	00.00	00.00	37,012.40	37,012.40	00.00	37,012.40	37,012.40	00.00	(37,012.40)
13	INGRESOS DE CAPITAL	360,000,000.00	5,582,381,689.99	00.00	00.00	00.00	5,942,381,689.99	00.00	3,919,118,341.04	3,919,118,341.04	00.00	3,919,118,341.04	3,919,118,341.04	00.00	2,023,263,348.95
1301	COFINANCIACION	00.00	1,943,665,182.00	00.00	00.00	00.00	1,943,665,182.00	00.00	00.00	00.00	00.00	00.00	00.00	00.00	1,943,665,182.00
130101	COFINANCIACION NACIONAL	00.00	281,313,544.00	00.00	00.00	00.00	281,313,544.00	00.00	00.00	00.00	00.00	00.00	00.00	00.00	281,313,544.00
130101	4134 V.F CONTRATO FONADE 2133893 DE 2013	00.00	186,395,096.00	00.00	00.00	00.00	186,395,096.00	00.00	00.00	00.00	00.00	00.00	00.00	00.00	186,395,096.00
130101 82110	CONVENIO 073 DE 2013. SUSCRITO CON EL DPS Y EL FIP. COMPRENDE (2) PORYECTOS UNO PARA CONSTRUCCION CANCHA DE FUTBOL EN BRUSELAS Y OTRO PARA PAVIMENTO CRA 2 ENTRE CLS 22A Y 26 SUR BRR ANTONIO NARIÑO MPIO DE PITALITO. Fie 82110	00.00	94,918,448.00	00.00	00.00	00.00	94,918,448.00	00.00	00.00	00.00	00.00	00.00	00.00	00.00	94,918,448.00
130102	COFINANCIACION DEPARTAMENTAL	00.00	1,662,351,638.00	00.00	00.00	00.00	1,662,351,638.00	00.00	00.00	00.00	00.00	00.00	00.00	00.00	1,662,351,638.00
130102 82101	CONVENIO INTERADMTIVO 232 DE 2015. DPTO - MPIO. MEJORAMIENTO VIVIENDA URBANA.	00.00	267,949,677.00	00.00	00.00	00.00	267,949,677.00	00.00	00.00	00.00	00.00	00.00	00.00	00.00	267,949,677.00
130102 82102	CONVENIO INTERADMTIVO 235 DE 2015. DPTO - MPIO. CONSTRUCC. Y AMPLIAC. REDES ELECTRICAS VDAS SAN FCO, STA INES, CHIRCAL, ROBLES, ZANJONES, VILLAFATIMA Y BARSALOZA	00.00	1,394,401,961.00	00.00	00.00	00.00	1,394,401,961.00	00.00	00.00	00.00	00.00	00.00	00.00	00.00	1,394,401,961.00
1303	RENDIMIENTOS POR OPERACIONES FINANCIERAS	50,000,000.00	00.00	00.00	00.00	00.00	50,000,000.00	00.00	143,934,392.60	143,934,392.60	00.00	143,934,392.60	143,934,392.60	00.00	(93,934,392.60)
1303	1109 RC. Rendimientos por Operaciones Financieras Libre Destinación	50,000,000.00	00.00	00.00	00.00	00.00	50,000,000.00	00.00	143,934,392.60	143,934,392.60	00.00	143,934,392.60	143,934,392.60	00.00	(93,934,392.60)
1304	UTILIDADES Y EXCEDENTES FINANCIEROS (EMPRESAS INDUSTRIALES, COMERCIALES Y ESTABLECIMIENTOS PUBLICOS)	50,000,000.00	00.00	00.00	00.00	00.00	50,000,000.00	00.00	00.00	00.00	00.00	00.00	00.00	00.00	50,000,000.00
1304	1111 RC. Utilidades y Excedentes Financieros	50,000,000.00	00.00	00.00	00.00	00.00	50,000,000.00	00.00	00.00	00.00	00.00	00.00	00.00	00.00	50,000,000.00

PARAMETRO DEPARTAMENTO MUNICIPIO DE PITALITO

891180077-0
EJECUCION ACTIVA

Página 17 de 18

martes, 1 de noviembre de 2016

ARTICULO	CONCEPTO	ESTIMATIVO INICIAL	ADICIONES/R EINTEGRO	REDUCCIONES	TRASL. CREDITOS	TRASL. CONTRACREDITOS	ESTIMATIVO TOTAL	RECONOCIMIENTOS			RECAUDOS			SALDOS POR RECAUDAR	SALDOS POR EJECUTAR
								MESES ANTER.	MES	ACUMULADO	MESES ANTER.	MES	ACUMULADO		
1305	REINTEGROS	10,000,000.00	00.00	00.00	00.00	00.00	10,000,000.00	00.00	221,478,461.57	221,478,461.57	00.00	221,478,461.57	221,478,461.57	00.00	(211,478,461.57)
1305	1113 RC. Reintegros	10,000,000.00	00.00	00.00	00.00	00.00	10,000,000.00	00.00	54,625,100.49	54,625,100.49	00.00	54,625,100.49	54,625,100.49	00.00	(44,625,100.49)
1305	1117 RC.REINTEGROS PROYECTOS PAVIMENTACION	00.00	00.00	00.00	00.00	00.00	00.00	00.00	166,853,361.08	166,853,361.08	00.00	166,853,361.08	166,853,361.08	00.00	(166,853,361.08)
1306	DIVIDENDOS	250,000,000.00	195,163,599.00	00.00	00.00	00.00	445,163,599.00	00.00	105,742,683.80	105,742,683.80	00.00	105,742,683.80	105,742,683.80	00.00	339,420,915.20
1306	1115 RC. Dividendos	250,000,000.00	195,163,599.00	00.00	00.00	00.00	445,163,599.00	00.00	105,742,683.80	105,742,683.80	00.00	105,742,683.80	105,742,683.80	00.00	339,420,915.20
1307	RECURSOS DEL BALANCE	00.00	1,943,552,908.99	00.00	00.00	00.00	1,943,552,908.99	00.00	1,943,552,908.99	1,943,552,908.99	00.00	1,943,552,908.99	1,943,552,908.99	00.00	00.00
130701	SALDO DE CAJA Y BANCOS	00.00	1,943,552,908.99	00.00	00.00	00.00	1,943,552,908.99	00.00	1,943,552,908.99	1,943,552,908.99	00.00	1,943,552,908.99	1,943,552,908.99	00.00	00.00
13070101	SUPERAVIT RECURSOS PROPIOS	00.00	1,943,552,908.99	00.00	00.00	00.00	1,943,552,908.99	00.00	1,943,552,908.99	1,943,552,908.99	00.00	1,943,552,908.99	1,943,552,908.99	00.00	00.00
13070101 11010105	R.B. LIBRE ASIGNACION	00.00	1,705,928,448.82	00.00	00.00	00.00	1,705,928,448.82	00.00	1,705,928,448.82	1,705,928,448.82	00.00	1,705,928,448.82	1,705,928,448.82	00.00	00.00
13070101 1121	R.B. SOBRETASA A LA GASOLINA	00.00	237,371,233.34	00.00	00.00	00.00	237,371,233.34	00.00	237,371,233.34	237,371,233.34	00.00	237,371,233.34	237,371,233.34	00.00	00.00
13070101 1125	R.B. RECURSOS DEL CREDITO	00.00	253,226.83	00.00	00.00	00.00	253,226.83	00.00	253,226.83	253,226.83	00.00	253,226.83	253,226.83	00.00	00.00
1308	INCENTIVOS REGIONALIZACION POR DISPOSICION FINAL DE BASURAS	00.00	00.00	00.00	00.00	00.00	00.00	00.00	4,409,894.08	4,409,894.08	00.00	4,409,894.08	4,409,894.08	00.00	(4,409,894.08)
1308	1226 Incentivo de Regionalización por disposición final de R. sólidos.	00.00	00.00	00.00	00.00	00.00	00.00	00.00	4,401,128.00	4,401,128.00	00.00	4,401,128.00	4,401,128.00	00.00	(4,401,128.00)
1308 260213	Rtos Fros. Incentivo regionalización Municipio de Pitalito	00.00	00.00	00.00	00.00	00.00	00.00	00.00	8,766.08	8,766.08	00.00	8,766.08	8,766.08	00.00	(8,766.08)
1309	RECURSOS DEL CREDITO	00.00	1,500,000,000.00	00.00	00.00	00.00	1,500,000,000.00	00.00	1,500,000,000.00	1,500,000,000.00	00.00	1,500,000,000.00	1,500,000,000.00	00.00	00.00
130901	INSTITUTO DE DESARROLLO	00.00	1,500,000,000.00	00.00	00.00	00.00	1,500,000,000.00	00.00	1,500,000,000.00	1,500,000,000.00	00.00	1,500,000,000.00	1,500,000,000.00	00.00	00.00
130901	9101 RECURSOS DEL CREDITO - INFIHUILA	00.00	1,500,000,000.00	00.00	00.00	00.00	1,500,000,000.00	00.00	1,500,000,000.00	1,500,000,000.00	00.00	1,500,000,000.00	1,500,000,000.00	00.00	00.00


PARAMETRO DEPARTAMENTO MUNICIPIO DE PITALITO

891180077-0
EJECUCION ACTIVA


martes, 1 de noviembre de 2016

ARTICULO	CONCEPTO	ESTIMATIVO INICIAL	ADICIONES/R EINTEGRO	REDUCCIONES	TRASL. CREDITOS	TRASL. CONTRACREDITOS	ESTIMATIVO TOTAL	RECONOCIMIENTOS			RECAUDOS			SALDOS POR RECAUDAR	SALDOS POR EJECUTAR
								MESES ANTER.	MES	ACUMULADO	MESES ANTER.	MES	ACUMULADO		
TOTALES		136,716,903,920.00	33,838,711,738.96	555,401,036.00	00.00	00.00	170,000,214,622.96	00.00	129,325,124,264.37	129,325,124,264.37	00.00	129,325,124,264.37	129,325,124,264.37	00.00	40,675,090,358.59


OBSERVACIONES:



FIRMA1



FIRMA2



FIRMA3



FIRMA4