



PARAMETRO DEPARTAMENTO MUNICIPIO DE PITALITO

891180077-0
EJECUCION ACTIVA

Jueves, 17 de Mayo de 2018

Página 1 de 15

MUNICIPIO DE PITALITO

MIGUEL ANTONIO RICO RINCO

ENERO-MARZO
MES DE LA CUENTA

2018
AÑO

NOMBRE DE LA ENTIDAD

NOMBRE JEFE DEL ORGANISMO

NOMBRE JEFE AREA PRESUPUESTO

NOMBRE ENCARGADO AREA

PITALITO, 17 de Mayo de 2018
CIUDAD Y FECHA DE ELABORACION

ARTICULO	CONCEPTO	ESTIMATIVO INICIAL	ADICIONES/R EINTEGRO	REDUCCIONES	TRASL. CREDITOS	TRASL. CONTRACREDITOS	ESTIMATIVO TOTAL	RECONOCIMIENTOS			RECAUDOS			SALDOS POR RECAUDAR	SALDOS POR EJECUTAR
								MESES ANTER.	MES	ACUMULADO	MESES ANTER.	MES	ACUMULADO		
1	INGRESOS TOTALES	173,927,934,994.61	8,096,786,594.25	10,865,602,345.40	00.00	00.00	171,159,119,243.46	00.00	39,266,079,003.82	39,266,079,003.82	00.00	39,266,079,003.82	39,266,079,003.82	00.00	131,693,040,239.64
11	INGRESOS CORRIENTES	173,927,934,994.61	8,096,786,594.25	10,865,602,345.40	00.00	00.00	171,159,119,243.46	00.00	39,101,041,817.72	39,101,041,817.72	00.00	39,101,041,817.72	39,101,041,817.72	00.00	132,058,077,425.74
1101	TRIBUTARIOS	17,128,355,716.99	00.00	00.00	00.00	00.00	17,128,355,716.99	00.00	6,545,177,862.00	6,545,177,862.00	00.00	6,545,177,862.00	6,545,177,862.00	00.00	10,583,177,854.99
110101	IMPUESTO PREDIAL UNIFICADO	5,718,461,940.00	00.00	00.00	00.00	00.00	5,718,461,940.00	00.00	3,144,834,047.00	3,144,834,047.00	00.00	3,144,834,047.00	3,144,834,047.00	00.00	2,573,627,893.00
11010101	IMPUESTO PREDIAL UNIFICADO VIGENCIA ACTUAL (INCLUYE COMPENSACION RESGUARDOS INDIGENAS)	4,890,461,940.00	00.00	00.00	00.00	00.00	4,890,461,940.00	00.00	2,850,360,597.00	2,850,360,597.00	00.00	2,850,360,597.00	2,850,360,597.00	00.00	2,040,101,343.00
11010101	LIBRE D IMPUESTOS	4,890,461,940.00	00.00	00.00	00.00	00.00	4,890,461,940.00	00.00	2,850,360,597.00	2,850,360,597.00	00.00	2,850,360,597.00	2,850,360,597.00	00.00	2,040,101,343.00
11010102	IMPUESTO PREDIAL UNIFICADO VIGENCIAS ANTERIORES (INCLUYE COMPENSACION RESGUARDOS INDIGENAS)	828,000,000.00	00.00	00.00	00.00	00.00	828,000,000.00	00.00	294,473,450.00	294,473,450.00	00.00	294,473,450.00	294,473,450.00	00.00	533,526,550.00
11010102	LIBRE D IMPUESTOS	828,000,000.00	00.00	00.00	00.00	00.00	828,000,000.00	00.00	294,473,450.00	294,473,450.00	00.00	294,473,450.00	294,473,450.00	00.00	533,526,550.00
110102	IMPUESTO DE INDUSTRIA Y COMERCIO	3,985,274,548.00	00.00	00.00	00.00	00.00	3,985,274,548.00	00.00	1,350,913,100.00	1,350,913,100.00	00.00	1,350,913,100.00	1,350,913,100.00	00.00	2,634,361,448.00
11010201	IMPUESTO INDUSTRIA Y COMERCIO VIGENCIA ACTUAL	3,861,074,548.00	00.00	00.00	00.00	00.00	3,861,074,548.00	00.00	1,343,203,436.00	1,343,203,436.00	00.00	1,343,203,436.00	1,343,203,436.00	00.00	2,517,871,112.00
11010201	LIBRE D IMPUESTOS	3,861,074,548.00	00.00	00.00	00.00	00.00	3,861,074,548.00	00.00	1,343,203,436.00	1,343,203,436.00	00.00	1,343,203,436.00	1,343,203,436.00	00.00	2,517,871,112.00
11010202	IMPUESTO DE INDUSTRIA Y COMERCIO VIGENCIA ANTERIOR	124,200,000.00	00.00	00.00	00.00	00.00	124,200,000.00	00.00	7,709,664.00	7,709,664.00	00.00	7,709,664.00	7,709,664.00	00.00	116,490,336.00
11010202	LIBRE D IMPUESTOS	124,200,000.00	00.00	00.00	00.00	00.00	124,200,000.00	00.00	7,709,664.00	7,709,664.00	00.00	7,709,664.00	7,709,664.00	00.00	116,490,336.00
110103	AVISOS Y TABLEROS	664,470,000.00	00.00	00.00	00.00	00.00	664,470,000.00	00.00	307,647,029.00	307,647,029.00	00.00	307,647,029.00	307,647,029.00	00.00	356,822,971.00
11010301	AVISOS Y TABLEROS VIGENCIA ACTUAL	650,290,500.00	00.00	00.00	00.00	00.00	650,290,500.00	00.00	306,553,429.00	306,553,429.00	00.00	306,553,429.00	306,553,429.00	00.00	343,737,071.00



PARAMETRO DEPARTAMENTO MUNICIPIO DE PITALITO

891180077-0
EJECUCION ACTIVA

Jueves, 17 de Mayo de 2018

Página 2 de 15

ARTICULO	CONCEPTO	ESTIMATIVO INICIAL	ADICIONES/R EINTEGRO	REDUCCIONES	TRASL. CREDITOS	TRASL. CONTRACREDITOS	ESTIMATIVO TOTAL	RECONOCIMIENTOS			RECAUDOS			SALDOS POR RECAUDAR	SALDOS POR EJECUTAR
								MESES ANTER.	MES	ACUMULADO	MESES ANTER.	MES	ACUMULADO		
11010301 110101	LIBRE D IMPUESTOS	650,290,500.00	00.00	00.00	00.00	00.00	650,290,500.00	00.00	306,553,429.00	306,553,429.00	00.00	306,553,429.00	306,553,429.00	00.00	343,737,071.00
11010302 110101	AVISOS Y TABLEROS VIGENCIAS ANTERIORES	14,179,500.00	00.00	00.00	00.00	00.00	14,179,500.00	00.00	1,093,600.00	1,093,600.00	00.00	1,093,600.00	1,093,600.00	00.00	13,085,900.00
11010302 110101	LIBRE D IMPUESTOS	14,179,500.00	00.00	00.00	00.00	00.00	14,179,500.00	00.00	1,093,600.00	1,093,600.00	00.00	1,093,600.00	1,093,600.00	00.00	13,085,900.00
110104 110101	IMPUESTO DE DELINACION	20,182,500.00	00.00	00.00	00.00	00.00	20,182,500.00	00.00	5,988,544.00	5,988,544.00	00.00	5,988,544.00	5,988,544.00	00.00	14,193,956.00
110104 110101	LIBRE D IMPUESTOS	20,182,500.00	00.00	00.00	00.00	00.00	20,182,500.00	00.00	5,988,544.00	5,988,544.00	00.00	5,988,544.00	5,988,544.00	00.00	14,193,956.00
110106 110101	DEGUELLO DE GANADO	230,000,000.00	00.00	00.00	00.00	00.00	230,000,000.00	00.00	63,265,857.00	63,265,857.00	00.00	63,265,857.00	63,265,857.00	00.00	166,734,143.00
110106 110101	LIBRE D IMPUESTOS	230,000,000.00	00.00	00.00	00.00	00.00	230,000,000.00	00.00	63,265,857.00	63,265,857.00	00.00	63,265,857.00	63,265,857.00	00.00	166,734,143.00
110107 110101	SOBRETASA A LA GASOLINA	5,282,572,767.99	00.00	00.00	00.00	00.00	5,282,572,767.99	00.00	1,429,791,040.00	1,429,791,040.00	00.00	1,429,791,040.00	1,429,791,040.00	00.00	3,852,781,727.99
110107	1102 SOBRETASA A LA GASOLINA	5,282,572,767.99	00.00	00.00	00.00	00.00	5,282,572,767.99	00.00	1,429,791,040.00	1,429,791,040.00	00.00	1,429,791,040.00	1,429,791,040.00	00.00	3,852,781,727.99
110108 110101	OTROS INGRESOS TRIBUTARIOS	1,227,393,961.60	00.00	00.00	00.00	00.00	1,227,393,961.60	00.00	242,738,245.00	242,738,245.00	00.00	242,738,245.00	242,738,245.00	00.00	984,655,716.60
11010801 110101	OCUPACION DEL ESPACIO PUBLICO	50,522,129.00	00.00	00.00	00.00	00.00	50,522,129.00	00.00	8,498,344.00	8,498,344.00	00.00	8,498,344.00	8,498,344.00	00.00	42,023,785.00
11010801 110101	LIBRE D IMPUESTOS	50,522,129.00	00.00	00.00	00.00	00.00	50,522,129.00	00.00	8,498,344.00	8,498,344.00	00.00	8,498,344.00	8,498,344.00	00.00	42,023,785.00
11010802 110101	NOMENCLATURA	50,407,937.00	00.00	00.00	00.00	00.00	50,407,937.00	00.00	14,820,732.00	14,820,732.00	00.00	14,820,732.00	14,820,732.00	00.00	35,587,205.00
11010802 110101	LIBRE D IMPUESTOS	50,407,937.00	00.00	00.00	00.00	00.00	50,407,937.00	00.00	14,820,732.00	14,820,732.00	00.00	14,820,732.00	14,820,732.00	00.00	35,587,205.00
11010803 110101	LICENCIAS DE URBANISMO	353,970,000.00	00.00	00.00	00.00	00.00	353,970,000.00	00.00	21,673,360.00	21,673,360.00	00.00	21,673,360.00	21,673,360.00	00.00	332,296,640.00
11010803 110101	LIBRE D IMPUESTOS	353,970,000.00	00.00	00.00	00.00	00.00	353,970,000.00	00.00	21,673,360.00	21,673,360.00	00.00	21,673,360.00	21,673,360.00	00.00	332,296,640.00
11010804 110101	LICENCIAS DE CONSTRUCCION	572,355,000.00	00.00	00.00	00.00	00.00	572,355,000.00	00.00	107,970,555.00	107,970,555.00	00.00	107,970,555.00	107,970,555.00	00.00	464,384,445.00
11010804 110101	LIBRE D IMPUESTOS	572,355,000.00	00.00	00.00	00.00	00.00	572,355,000.00	00.00	107,970,555.00	107,970,555.00	00.00	107,970,555.00	107,970,555.00	00.00	464,384,445.00
11010805 110101	PERMISOS PARA VENTAS EN NOTARIAS	20,947,365.00	00.00	00.00	00.00	00.00	20,947,365.00	00.00	00.00	00.00	00.00	00.00	00.00	00.00	20,947,365.00
11010805 110101	LIBRE D IMPUESTOS	20,947,365.00	00.00	00.00	00.00	00.00	20,947,365.00	00.00	00.00	00.00	00.00	00.00	00.00	00.00	20,947,365.00
11010806 110101	USO DE SUELOS	145,059,959.00	00.00	00.00	00.00	00.00	145,059,959.00	00.00	76,192,488.00	76,192,488.00	00.00	76,192,488.00	76,192,488.00	00.00	68,867,471.00
11010806 110101	LIBRE D IMPUESTOS	145,059,959.00	00.00	00.00	00.00	00.00	145,059,959.00	00.00	76,192,488.00	76,192,488.00	00.00	76,192,488.00	76,192,488.00	00.00	68,867,471.00
11010807 110101	PESAS Y MEDIDAS	21,735,000.00	00.00	00.00	00.00	00.00	21,735,000.00	00.00	4,462,544.00	4,462,544.00	00.00	4,462,544.00	4,462,544.00	00.00	17,272,456.00



PARAMETRO DEPARTAMENTO MUNICIPIO DE PITALITO

891180077-0
EJECUCION ACTIVA

Jueves, 17 de Mayo de 2018

Página 3 de 15

ARTICULO	CONCEPTO	ESTIMATIVO INICIAL	ADICIONES/REDUCCIONES	TRASL. CREDITOS	TRASL. CONTRACREDITOS	ESTIMATIVO TOTAL	RECONOCIMIENTOS			RECAUDOS			SALDOS POR RECAUDAR	SALDOS POR EJECUTAR
							MESES ANTER.	MES	ACUMULADO	MESES ANTER.	MES	ACUMULADO		
11010807 110101	LIBRE D IMPUESTOS	21,735,000.00	00.00	00.00	00.00	21,735,000.00	00.00	4,462,544.00	4,462,544.00	00.00	4,462,544.00	4,462,544.00	00.00	17,272,456.00
11010808 110101	PUBLICIDAD EXTERIOR VISUAL	12,396,571.00	00.00	00.00	00.00	12,396,571.00	00.00	9,120,222.00	9,120,222.00	00.00	9,120,222.00	9,120,222.00	00.00	3,276,349.00
11010808 110101	LIBRE D IMPUESTOS	12,396,571.00	00.00	00.00	00.00	12,396,571.00	00.00	9,120,222.00	9,120,222.00	00.00	9,120,222.00	9,120,222.00	00.00	3,276,349.00
1102	NO TRIBUTARIOS	158,709,579,277.62	8,096,786,694.25	10,865,602,345.40	00.00	154,039,763,926.47	00.00	32,555,863,955.72	32,555,863,955.72	00.00	32,555,863,955.72	32,555,863,955.72	00.00	121,474,699,570.75
110201	TASAS Y DERECHOS	6,155,352.00	00.00	00.00	00.00	6,155,352.00	00.00	995,784.00	995,784.00	00.00	995,784.00	995,784.00	00.00	5,159,568.00
11020101	REGISTRO DEMARCAS Y HERRETES	6,155,352.00	00.00	00.00	00.00	6,155,352.00	00.00	995,784.00	995,784.00	00.00	995,784.00	995,784.00	00.00	5,159,568.00
11020101 110102	LIBRE D TASAS	6,155,352.00	00.00	00.00	00.00	6,155,352.00	00.00	995,784.00	995,784.00	00.00	995,784.00	995,784.00	00.00	5,159,568.00
110202	MULTAS Y SANCIONES	704,038,231.00	00.00	00.00	00.00	704,038,231.00	00.00	253,349,093.00	253,349,093.00	00.00	253,349,093.00	253,349,093.00	00.00	450,689,138.00
11020201	INTERESES MORATORIOS	539,253,316.40	00.00	00.00	00.00	539,253,316.40	00.00	231,453,317.00	231,453,317.00	00.00	231,453,317.00	231,453,317.00	00.00	307,799,999.40
1102020101	PREDIAL	459,893,882.03	00.00	00.00	00.00	459,893,882.03	00.00	214,505,579.00	214,505,579.00	00.00	214,505,579.00	214,505,579.00	00.00	245,388,303.03
1102020101 110103	LIBRE D MULTAS	459,893,882.03	00.00	00.00	00.00	459,893,882.03	00.00	214,505,579.00	214,505,579.00	00.00	214,505,579.00	214,505,579.00	00.00	245,388,303.03
1102020102	INDUSTRIA Y COMERCIO	33,448,780.17	00.00	00.00	00.00	33,448,780.17	00.00	8,425,369.00	8,425,369.00	00.00	8,425,369.00	8,425,369.00	00.00	25,023,411.17
1102020102 110103	LIBRE D MULTAS	33,448,780.17	00.00	00.00	00.00	33,448,780.17	00.00	8,425,369.00	8,425,369.00	00.00	8,425,369.00	8,425,369.00	00.00	25,023,411.17
1102020103	OTROS INTERESES MORATORIOS	45,910,654.20	00.00	00.00	00.00	45,910,654.20	00.00	8,522,369.00	8,522,369.00	00.00	8,522,369.00	8,522,369.00	00.00	37,388,285.20
1102020103 110103	LIBRE D MULTAS	45,910,654.20	00.00	00.00	00.00	45,910,654.20	00.00	8,522,369.00	8,522,369.00	00.00	8,522,369.00	8,522,369.00	00.00	37,388,285.20
11020202	SANCIONES TRIBUTARIAS	164,784,914.60	00.00	00.00	00.00	164,784,914.60	00.00	21,896,586.00	21,896,586.00	00.00	21,896,586.00	21,896,586.00	00.00	142,888,328.60
1102020201	INDUSTRIA Y COMERCIO	163,784,914.60	00.00	00.00	00.00	163,784,914.60	00.00	21,018,778.00	21,018,778.00	00.00	21,018,778.00	21,018,778.00	00.00	142,766,136.60
1102020201 110103	LIBRE D MULTAS	163,784,914.60	00.00	00.00	00.00	163,784,914.60	00.00	21,018,778.00	21,018,778.00	00.00	21,018,778.00	21,018,778.00	00.00	142,766,136.60
1102020202	OTRAS MULTAS Y SANCIONES	1,000,000.00	00.00	00.00	00.00	1,000,000.00	00.00	877,808.00	877,808.00	00.00	877,808.00	877,808.00	00.00	122,192.00
1102020202 110103	LIBRE D MULTAS	1,000,000.00	00.00	00.00	00.00	1,000,000.00	00.00	877,808.00	877,808.00	00.00	877,808.00	877,808.00	00.00	122,192.00
110203	VENTAS DE BIENES Y SERVICIOS	233,313,284.88	00.00	00.00	00.00	233,313,284.88	00.00	94,425,153.00	94,425,153.00	00.00	94,425,153.00	94,425,153.00	00.00	138,888,131.88
11020301	VENTAS DE BIENES Y SERVICIOS	233,313,284.88	00.00	00.00	00.00	233,313,284.88	00.00	94,425,153.00	94,425,153.00	00.00	94,425,153.00	94,425,153.00	00.00	138,888,131.88
1102030101	FORMULARIOS Y ESPECIES VALORADAS	208,213,284.88	00.00	00.00	00.00	208,213,284.88	00.00	84,226,672.00	84,226,672.00	00.00	84,226,672.00	84,226,672.00	00.00	123,986,612.88



PARAMETRO DEPARTAMENTO MUNICIPIO DE PITALITO

891180077-0
EJECUCION ACTIVA

Jueves, 17 de Mayo de 2018

Página 4 de 15

ARTICULO	CONCEPTO	ESTIMATIVO INICIAL	ADICIONES/REDUCCIONES	REINTEGROS	TRASL. CREDITOS	TRASL. CONTRACREDITOS	ESTIMATIVO TOTAL	RECONOCIMIENTOS			RECAUDOS			SALDOS POR RECAUDAR	SALDOS POR EJECUTAR
								MESES ANTER.	MES	ACUMULADO	MESES ANTER.	MES	ACUMULADO		
1102030101 110102	LIBRE D TASAS	208,213,284.88	00.00	00.00	00.00	00.00	208,213,284.88	00.00	84,226,672.00	84,226,672.00	00.00	84,226,672.00	84,226,672.00	00.00	123,986,612.88
1102030102	PAZ Y SALVOS MUNICIPALES	25,000,000.00	00.00	00.00	00.00	00.00	25,000,000.00	00.00	10,099,013.00	10,099,013.00	00.00	10,099,013.00	10,099,013.00	00.00	14,900,987.00
1102030102 110102	LIBRE D TASAS	25,000,000.00	00.00	00.00	00.00	00.00	25,000,000.00	00.00	10,099,013.00	10,099,013.00	00.00	10,099,013.00	10,099,013.00	00.00	14,900,987.00
1102030103	APROVECHAMIENTOS	100,000.00	00.00	00.00	00.00	00.00	100,000.00	00.00	00.00	00.00	00.00	00.00	00.00	00.00	100,000.00
1102030103 110102	LIBRE D TASAS	100,000.00	00.00	00.00	00.00	00.00	100,000.00	00.00	00.00	00.00	00.00	00.00	00.00	00.00	100,000.00
1102030104	TRAMITES JUNTAS ACCION COMUNAL	00.00	00.00	00.00	00.00	00.00	00.00	00.00	99,468.00	99,468.00	00.00	99,468.00	99,468.00	00.00	(99,468.00)
1102030104 110102	LIBRE D TASAS	00.00	00.00	00.00	00.00	00.00	00.00	00.00	99,468.00	99,468.00	00.00	99,468.00	99,468.00	00.00	(99,468.00)
110204	TASAS POR USOS DE BIENES PUBLICOS	588,037,199.12	00.00	00.00	00.00	00.00	588,037,199.12	00.00	178,562,249.00	178,562,249.00	00.00	178,562,249.00	178,562,249.00	00.00	409,474,950.12
11020401	TASAS POR USO U OCUPACION	588,037,199.12	00.00	00.00	00.00	00.00	588,037,199.12	00.00	177,891,466.00	177,891,466.00	00.00	177,891,466.00	177,891,466.00	00.00	410,145,733.12
1102040101	DE PLAZA CIVCA Y CENTRO COMERCIAL LA TERCERA	155,250,000.00	00.00	00.00	00.00	00.00	155,250,000.00	00.00	47,689,868.00	47,689,868.00	00.00	47,689,868.00	47,689,868.00	00.00	107,560,132.00
1102040101 110102	LIBRE D TASAS	155,250,000.00	00.00	00.00	00.00	00.00	155,250,000.00	00.00	47,689,868.00	47,689,868.00	00.00	47,689,868.00	47,689,868.00	00.00	107,560,132.00
1102040102	DE MATADERO	91,106,977.62	00.00	00.00	00.00	00.00	91,106,977.62	00.00	34,255,462.00	34,255,462.00	00.00	34,255,462.00	34,255,462.00	00.00	56,851,515.62
1102040102 110102	LIBRE D TASAS	91,106,977.62	00.00	00.00	00.00	00.00	91,106,977.62	00.00	34,255,462.00	34,255,462.00	00.00	34,255,462.00	34,255,462.00	00.00	56,851,515.62
1102040103	OTRAS TASAS POR USO U OCUPACION	41,509,744.50	00.00	00.00	00.00	00.00	41,509,744.50	00.00	00.00	00.00	00.00	00.00	00.00	00.00	41,509,744.50
1102040103 110102	LIBRE D TASAS	41,509,744.50	00.00	00.00	00.00	00.00	41,509,744.50	00.00	00.00	00.00	00.00	00.00	00.00	00.00	41,509,744.50
1102040105	PLAZA DE MERCADO	300,170,477.00	00.00	00.00	00.00	00.00	300,170,477.00	00.00	95,946,136.00	95,946,136.00	00.00	95,946,136.00	95,946,136.00	00.00	204,224,341.00
1102040105 110105	TASA PLAZA DE MERCADO - PITALITO	284,645,477.00	00.00	00.00	00.00	00.00	284,645,477.00	00.00	91,981,488.00	91,981,488.00	00.00	91,981,488.00	91,981,488.00	00.00	192,663,989.00
1102040105 110106	TASA PLAZA DE MERCADO - BRUSELAS	15,525,000.00	00.00	00.00	00.00	00.00	15,525,000.00	00.00	3,963,000.00	3,963,000.00	00.00	3,963,000.00	3,963,000.00	00.00	11,562,000.00
1102040105 110111	RTOS FROS PLAZA DE MERCADO BRUSELAS	00.00	00.00	00.00	00.00	00.00	00.00	00.00	1,648.00	1,648.00	00.00	1,648.00	1,648.00	00.00	(1,648.00)
11020402	COSO MUNICIPAL	00.00	00.00	00.00	00.00	00.00	00.00	00.00	596,808.00	596,808.00	00.00	596,808.00	596,808.00	00.00	(596,808.00)
11020402 110102	LIBRE D TASAS	00.00	00.00	00.00	00.00	00.00	00.00	00.00	596,808.00	596,808.00	00.00	596,808.00	596,808.00	00.00	(596,808.00)
11020404	OTROS INGRESOS NO TRIBUTARIOS	00.00	00.00	00.00	00.00	00.00	00.00	00.00	73,975.00	73,975.00	00.00	73,975.00	73,975.00	00.00	(73,975.00)



PARAMETRO DEPARTAMENTO MUNICIPIO DE PITALITO

891180077-0
EJECUCION ACTIVA

Jueves, 17 de Mayo de 2018

Página 5 de 15

ARTICULO	CONCEPTO	ESTIMATIVO INICIAL	ADICIONES/ EINTEGRO	REDUCCIONES	TRASL. CREDITOS	TRASL. CONTRACREDITOS	ESTIMATIVO TOTAL	RECONOCIMIENTOS			RECAUDOS			SALDOS POR RECAUDAR	SALDOS POR EJECUTAR
								MESES ANTER.	MES	ACUMULADO	MESES ANTER.	MES	ACUMULADO		
11020404 110102	LIBRE D TASAS	00.00	00.00	00.00	00.00	00.00	00.00	00.00	73,975.00	73,975.00	00.00	73,975.00	73,975.00	00.00	(73,975.00)
110205	TASA CONTRIBUTIVA	50,000,000.00	00.00	00.00	00.00	00.00	50,000,000.00	00.00	00.00	00.00	00.00	00.00	00.00	00.00	50,000,000.00
11020501	COMITÉ DE ESTRATIFICACION (LEY 505 DE 1999)	50,000,000.00	00.00	00.00	00.00	00.00	50,000,000.00	00.00	00.00	00.00	00.00	00.00	00.00	00.00	50,000,000.00
11020501 110107	COMITÉ DE ESTRATIFICACION (LEY 505 DE 1999)	50,000,000.00	00.00	00.00	00.00	00.00	50,000,000.00	00.00	00.00	00.00	00.00	00.00	00.00	00.00	50,000,000.00
110206	TRANSFERENCIAS Y FONDOS	155,218,035,210.62	8,096,786,594.25	10,865,602,345.40	00.00	00.00	152,449,219,459.47	00.00	32,028,530,866.72	32,028,530,866.72	00.00	32,028,530,866.72	32,028,530,866.72	00.00	120,420,688,592.75
11020601	TRANSFERENCIAS PARA FUNCIONAMIENTO	1,190,345,298.00	00.00	97,724,262.00	00.00	00.00	1,092,621,036.00	00.00	343,493,420.64	343,493,420.64	00.00	343,493,420.64	343,493,420.64	00.00	749,217,615.36
110206011	NIVEL NACIONAL	678,345,298.00	00.00	97,724,262.00	00.00	00.00	580,621,036.00	00.00	255,469,220.00	255,469,220.00	00.00	255,469,220.00	255,469,220.00	00.00	325,151,816.00
1102060111	RECURSOS DE PROPOSITO GENERAL	678,345,298.00	00.00	97,724,262.00	00.00	00.00	580,621,036.00	00.00	255,469,220.00	255,469,220.00	00.00	255,469,220.00	255,469,220.00	00.00	325,151,816.00
1102060111 21601	11/12 SGP LIBRE DESTINACION	446,200,410.00	00.00	00.00	00.00	00.00	446,200,410.00	00.00	121,048,594.00	121,048,594.00	00.00	121,048,594.00	121,048,594.00	00.00	325,151,816.00
1102060111 22601	ULT. DOC. SGP LIBRE DESTINACION	232,144,888.00	00.00	97,724,262.00	00.00	00.00	134,420,626.00	00.00	134,420,626.00	134,420,626.00	00.00	134,420,626.00	134,420,626.00	00.00	00.00
110206012	DEL NIVEL DEPARTAMENTAL	512,000,000.00	00.00	00.00	00.00	00.00	512,000,000.00	00.00	87,934,200.64	87,934,200.64	00.00	87,934,200.64	87,934,200.64	00.00	424,065,799.36
1102060121	TRANSFERENCIA DEPARTAMENTAL DE VEHICULOS AUTOMOTORES	485,000,000.00	00.00	00.00	00.00	00.00	485,000,000.00	00.00	79,995,080.64	79,995,080.64	00.00	79,995,080.64	79,995,080.64	00.00	405,004,919.36
1102060121 71106	VEHICULOS AUTOMOTORES	485,000,000.00	00.00	00.00	00.00	00.00	485,000,000.00	00.00	79,995,080.64	79,995,080.64	00.00	79,995,080.64	79,995,080.64	00.00	405,004,919.36
1102060123	TRANSFERENCIA SECTOR ELECTRICO PARA LIBRE DESTINACION	27,000,000.00	00.00	00.00	00.00	00.00	27,000,000.00	00.00	7,939,120.00	7,939,120.00	00.00	7,939,120.00	7,939,120.00	00.00	19,060,880.00
1102060123 1203	LEY 99 DE 1993 CHB	27,000,000.00	00.00	00.00	00.00	00.00	27,000,000.00	00.00	7,144,913.00	7,144,913.00	00.00	7,144,913.00	7,144,913.00	00.00	19,855,087.00
1102060123 260216	Rtos Fros C.H.B.	00.00	00.00	00.00	00.00	00.00	00.00	00.00	794,207.00	794,207.00	00.00	794,207.00	794,207.00	00.00	(794,207.00)
11020602	TRANSFERENCIAS Y FONDOS PARA INVERSION	154,027,689,912.62	8,096,786,594.25	10,767,878,083.40	00.00	00.00	151,356,598,423.47	00.00	31,685,127,446.08	31,685,127,446.08	00.00	31,685,127,446.08	31,685,127,446.08	00.00	119,671,470,977.39
110206021	SISTEMA GENERAL DE PARTICIPACION	8,019,335,407.00	15,265,921.00	222,093,996.00	00.00	00.00	7,812,507,332.00	00.00	1,865,491,326.43	1,865,491,326.43	00.00	1,865,491,326.43	1,865,491,326.43	00.00	5,947,016,005.57
1102060211	SGP MUNICIPIO RIBEREÑOS	245,277,098.00	00.00	8,584,599.00	00.00	00.00	236,692,499.00	00.00	58,282,728.68	58,282,728.68	00.00	58,282,728.68	58,282,728.68	00.00	178,409,770.32
1102060211 21401	11/12 SGP RIBEREÑOS	221,293,583.00	00.00	00.00	00.00	00.00	221,293,583.00	00.00	42,312,586.00	42,312,586.00	00.00	42,312,586.00	42,312,586.00	00.00	178,980,997.00
1102060211 22401	ULT. DOC. SGP RIBEREÑOS	23,983,515.00	00.00	8,584,599.00	00.00	00.00	15,398,916.00	00.00	15,398,916.00	15,398,916.00	00.00	15,398,916.00	15,398,916.00	00.00	00.00



PARAMETRO DEPARTAMENTO MUNICIPIO DE PITALITO

891180077-0
EJECUCION ACTIVA

Jueves, 17 de Mayo de 2018

Página 6 de 15

ARTICULO	CONCEPTO	ESTIMATIVO INICIAL	ADICIONES/REDUCCIONES	TRASL. CREDITOS	TRASL. CONTRACREDITOS	ESTIMATIVO TOTAL	RECONOCIMIENTOS			RECAUDOS			SALDOS POR RECAUDAR	SALDOS POR EJECUTAR	
							MESES ANTER.	MES	ACUMULADO	MESES ANTER.	MES	ACUMULADO			
1102060211 2405	RTOS FROS SGP RIBEREÑOS	00.00	00.00	00.00	00.00	00.00	00.00	571,226.68	571,226.68	00.00	571,226.68	571,226.68	00.00	(571,226.68)	
1102060212	SGP AGUA POTABLE Y SANEAMIENTO BASICO	4,771,165,594.00	15,265,921.00	91,667,661.00	00.00	00.00	4,694,763,654.00	00.00	1,144,903,289.00	1,144,903,289.00	00.00	1,144,903,289.00	1,144,903,289.00	00.00	3,549,860,365.00
1102060212 21501	11/12 SGP AGUA POTABLE Y SANEAMIENTO BASICO	1,936,169,049.00	00.00	00.00	00.00	00.00	1,936,169,049.00	00.00	397,567,420.00	397,567,420.00	00.00	397,567,420.00	397,567,420.00	00.00	1,538,601,629.00
1102060212 21502	11/12 AGUA POTABLE Y SANEAMIENTO BASICO S.S.F	2,454,613,211.00	00.00	00.00	00.00	00.00	2,454,613,211.00	00.00	443,534,032.00	443,534,032.00	00.00	443,534,032.00	443,534,032.00	00.00	2,011,259,189.00
1102060212 22501	ULT. DOC. SGP AGUA POTABLE Y SANEAMIENTO BASICO	173,672,229.00	00.00	91,667,661.00	00.00	00.00	82,004,568.00	00.00	82,004,568.00	82,004,568.00	00.00	82,004,568.00	82,004,568.00	00.00	00.00
1102060212 22502	ULT. DOC. SSGP AGUA POTABLE Y SANEAMIENTO BASICO S.S.F.	206,511,105.00	15,265,921.00	00.00	00.00	00.00	221,777,026.00	00.00	221,777,026.00	221,777,026.00	00.00	221,777,026.00	221,777,026.00	00.00	00.00
1102060212 2503	RTOS FROS. SGP AGUA POTABLE SANEAMIENTO BAS	00.00	00.00	00.00	00.00	00.00	00.00	00.00	423.00	423.00	00.00	423.00	423.00	00.00	(423.00)
1102060213	SGP CRECIMIENTO DE LA ECONOMIA	1,000.00	00.00	00.00	00.00	00.00	1,000.00	00.00	2,725,378.00	2,725,378.00	00.00	2,725,378.00	2,725,378.00	00.00	(2,724,378.00)
110206021301	PRIMERA INFANCIA	1,000.00	00.00	00.00	00.00	00.00	1,000.00	00.00	2,725,378.00	2,725,378.00	00.00	2,725,378.00	2,725,378.00	00.00	(2,724,378.00)
110206021301 21802	11/12 SGP ATENCION INTEGRAL A LA PRIMERA INFANCIA CRECIMIENTO SUPERIOR AL 4%	1,000.00	00.00	00.00	00.00	00.00	1,000.00	00.00	00.00	00.00	00.00	00.00	00.00	00.00	1,000.00
110206021301 280204	RTOS FROS. SGP ATENCION INTEGRAL A LA PRIMERA INFANCIA CRECIMIENTO SUPERIOR AL 4%	00.00	00.00	00.00	00.00	00.00	00.00	00.00	2,725,378.00	2,725,378.00	00.00	2,725,378.00	2,725,378.00	00.00	(2,725,378.00)
1102060214	SGP PROPOSITO GENERAL	3,002,891,715.00	00.00	121,841,536.00	00.00	00.00	2,881,050,179.00	00.00	656,326,602.23	656,326,602.23	00.00	656,326,602.23	656,326,602.23	00.00	2,224,723,576.77
110206021401	DEPORTE Y RECREACION	240,183,561.00	00.00	10,796,203.00	00.00	00.00	229,387,358.00	00.00	58,277,659.63	58,277,659.63	00.00	58,277,659.63	58,277,659.63	00.00	171,109,698.37
110206021401 21502	11/12 SGP RECREACION Y DEPORTE	214,537,079.00	00.00	00.00	00.00	00.00	214,537,079.00	00.00	43,417,088.00	43,417,088.00	00.00	43,417,088.00	43,417,088.00	00.00	171,119,991.00
110206021401 22602	ULT. DOC. SGP RECREACION Y DEPORTE	25,646,482.00	00.00	10,796,203.00	00.00	00.00	14,850,279.00	00.00	14,850,279.00	14,850,279.00	00.00	14,850,279.00	14,850,279.00	00.00	00.00
110206021401 260205	RTOS FROS.SGP RECREACION Y DEPORTES	00.00	00.00	00.00	00.00	00.00	00.00	00.00	10,292.63	10,292.63	00.00	10,292.63	10,292.63	00.00	(10,292.63)
110206021402	CULTURA	189,734,862.00	00.00	8,097,152.00	00.00	00.00	172,637,710.00	00.00	43,705,148.27	43,705,148.27	00.00	43,705,148.27	43,705,148.27	00.00	128,932,561.73
110206021402 21603	11/12 SGP CULTURA	161,500,000.00	00.00	00.00	00.00	00.00	161,500,000.00	00.00	32,562,816.00	32,562,816.00	00.00	32,562,816.00	32,562,816.00	00.00	128,937,184.00
110206021402 22603	ULT. DOC. SGP CULTURA	19,234,862.00	00.00	8,097,152.00	00.00	00.00	11,137,710.00	00.00	11,137,710.00	11,137,710.00	00.00	11,137,710.00	11,137,710.00	00.00	00.00
110206021402 260305	RTOS FROS. SGP CULTURA	00.00	00.00	00.00	00.00	00.00	00.00	00.00	4,622.27	4,622.27	00.00	4,622.27	4,622.27	00.00	(4,622.27)



PARAMETRO DEPARTAMENTO MUNICIPIO DE PITALITO

891180077-0
EJECUCION ACTIVA

Jueves, 17 de Mayo de 2018

Página 7 de 15

ARTICULO	CONCEPTO	ESTIMATIVO INICIAL	ADICIONES/R EINTEGRO	REDUCCIONES	TRASL. CREDITOS	TRASL. CONTRACREDITOS	ESTIMATIVO TOTAL	RECONOCIMIENTOS			RECAUDOS			SALDOS POR RECAUDAR	SALDOS POR EJECUTAR
								MESES ANTER.	MES	ACUMULADO	MESES ANTER.	MES	ACUMULADO		
110206021403	OTROS SECTORES	2,282,128,082.00	00.00	102,948,181.00	00.00	00.00	2,179,179,901.00	00.00	554,343,794.33	554,343,794.33	00.00	554,343,794.33	554,343,794.33	00.00	1,624,836,106.67
110206021403 21604	11/12 SGP OTROS SECTORES	2,038,102,253.00	00.00	00.00	00.00	00.00	2,038,102,253.00	00.00	412,462,344.00	412,462,344.00	00.00	412,462,344.00	412,462,344.00	00.00	1,625,639,909.00
110206021403 22604	ULT. DOC. SGP OTROS SECTORES	244,025,829.00	00.00	102,948,181.00	00.00	00.00	141,077,648.00	00.00	141,077,648.00	141,077,648.00	00.00	141,077,648.00	141,077,648.00	00.00	00.00
110206021403 260405	RTOS FROS. SGP OTROS SECTORES	00.00	00.00	00.00	00.00	00.00	00.00	00.00	803,602.33	803,602.33	00.00	803,602.33	803,602.33	00.00	(803,602.33)
110206021404	SGP FONPET	299,845,210.00	00.00	00.00	00.00	00.00	299,845,210.00	00.00	00.00	00.00	00.00	00.00	00.00	00.00	299,845,210.00
110206021404 21701	11/12 SGP FONPET	268,171,349.00	00.00	00.00	00.00	00.00	268,171,349.00	00.00	00.00	00.00	00.00	00.00	00.00	00.00	268,171,349.00
110206021404 22701	ULT. DOC. SGP FONPET	31,673,861.00	00.00	00.00	00.00	00.00	31,673,861.00	00.00	00.00	00.00	00.00	00.00	00.00	00.00	31,673,861.00
1102060215	FONPET CSF	00.00	00.00	00.00	00.00	00.00	00.00	00.00	3,253,328.52	3,253,328.52	00.00	3,253,328.52	3,253,328.52	00.00	(3,253,328.52)
1102060215 2705	RTOS FROS RECURSOS FONPET C.S.F.	00.00	00.00	00.00	00.00	00.00	00.00	00.00	3,253,328.52	3,253,328.52	00.00	3,253,328.52	3,253,328.52	00.00	(3,253,328.52)
110206022	TRANSFERENCIAS SECTOR ELECTRICO CHB 90% PARA INVERSION	211,000,000.00	00.00	00.00	00.00	00.00	211,000,000.00	00.00	64,304,215.00	64,304,215.00	00.00	64,304,215.00	64,304,215.00	00.00	146,695,785.00
110206022 1203	LEY 99 DE 1993 CHB	211,000,000.00	00.00	00.00	00.00	00.00	211,000,000.00	00.00	64,304,215.00	64,304,215.00	00.00	64,304,215.00	64,304,215.00	00.00	146,695,785.00
110206025	INGRESOS DE FONDOS Y CUENTAS ESPECIALES	145,797,354,505.62	8,031,520,673.25	10,545,784,037.40	00.00	00.00	143,333,091,091.47	00.00	29,755,331,904.65	29,755,331,904.65	00.00	29,755,331,904.65	29,755,331,904.65	00.00	113,577,759,186.82
1102060251	FONDO LOCAL DE SALUD	68,796,641,721.62	3,442,769,852.58	4,013,151,151.40	00.00	00.00	68,226,260,422.80	00.00	18,442,202,851.88	18,442,202,851.88	00.00	18,442,202,851.88	18,442,202,851.88	00.00	49,784,057,570.92
110206025101	SUBCUENTA DE REGIMEN SUBSIDIADO	66,694,594,443.80	3,056,503,609.40	3,957,413,027.40	00.00	00.00	65,793,685,025.80	00.00	17,915,399,809.78	17,915,399,809.78	00.00	17,915,399,809.78	17,915,399,809.78	00.00	47,878,285,216.02
1102060251011	AFILIACION AL REGIMEN SUBSIDIADO CONTINUIDAD	65,282,040,105.50	3,056,503,609.40	3,957,413,027.40	00.00	00.00	64,381,130,687.50	00.00	16,912,126,382.24	16,912,126,382.24	00.00	16,912,126,382.24	16,912,126,382.24	00.00	47,469,004,305.26
110206025101101	SGP SALUD REGIMEN SUBSIDIADO CONTINUIDAD	30,769,154,472.00	193,231,897.40	1,094,141,315.40	00.00	00.00	29,868,245,054.00	00.00	6,941,064,416.86	6,941,064,416.86	00.00	6,941,064,416.86	6,941,064,416.86	00.00	22,927,180,637.14
110206025101101 21302	11/12 SALUD REGIEN SUBSIDIADO CONTINUIDAD	27,830,614,383.60	193,231,897.40	00.00	00.00	00.00	28,023,846,281.00	00.00	5,095,244,778.00	5,095,244,778.00	00.00	5,095,244,778.00	5,095,244,778.00	00.00	22,928,601,503.00
110206025101101 22302	ULT. DOC. SGP SALUD REGIMEN SUBSIDIADO CONTINUIDAD	2,938,540,088.40	00.00	1,094,141,315.40	00.00	00.00	1,844,398,773.00	00.00	1,844,398,773.00	1,844,398,773.00	00.00	1,844,398,773.00	1,844,398,773.00	00.00	00.00
110206025101101 23010104	RB RTOS FROS REGIMEN SUBSIDIADO CON	00.00	00.00	00.00	00.00	00.00	00.00	00.00	1,420,865.86	1,420,865.86	00.00	1,420,865.86	1,420,865.86	00.00	(1,420,865.86)
110206025101102	FOSYGA FONDO DE SOLIDARIDAD Y GARANTIA	29,870,666,808.35	00.00	00.00	00.00	00.00	29,870,666,808.35	00.00	9,445,807,037.38	9,445,807,037.38	00.00	9,445,807,037.38	9,445,807,037.38	00.00	20,424,859,770.97
110206025101102 7110101	FOSYGA	29,601,512,815.35	00.00	00.00	00.00	00.00	29,601,512,815.35	00.00	9,445,807,037.38	9,445,807,037.38	00.00	9,445,807,037.38	9,445,807,037.38	00.00	20,155,705,777.97



PARAMETRO DEPARTAMENTO MUNICIPIO DE PITALITO

891180077-0
EJECUCION ACTIVA

Jueves, 17 de Mayo de 2018

Página 8 de 15

ARTICULO	CONCEPTO	ESTIMATIVO INICIAL	ADICIONES/ E INTEGRO	REDUCCIONES	TRASL. CREDITOS	TRASL. CONTRACREDITOS	ESTIMATIVO TOTAL	RECONOCIMIENTOS			RECAUDOS			SALDOS POR RECAUDAR	SALDOS POR EJECUTAR
								MESES ANTER.	MES	ACUMULADO	MESES ANTER.	MES	ACUMULADO		
110206025101102 7110102	FOSYGA FONDO DE SOLIDARIDAD Y GARANTIA	269,153,993.00	00.00	00.00	00.00	00.00	269,153,993.00	00.00	00.00	00.00	00.00	00.00	00.00	00.00	269,153,993.00
110206025101103	APORTES DEPARTAMENTO DEL HUILA	2,863,271,712.00	2,863,271,712.00	2,863,271,712.00	00.00	00.00	2,863,271,712.00	00.00	403,712,904.00	403,712,904.00	00.00	403,712,904.00	403,712,904.00	00.00	2,459,558,808.00
110206025101103 71104	APORTES DEPARTAMENTO DEL HUILA	2,863,271,712.00	00.00	2,863,271,712.00	00.00	00.00	00.00	00.00	00.00	00.00	00.00	00.00	00.00	00.00	00.00
110206025101103 71109	APORTES DPTO DEL HUILA S.S.F.	00.00	2,863,271,712.00	00.00	00.00	00.00	2,863,271,712.00	00.00	403,712,904.00	403,712,904.00	00.00	403,712,904.00	403,712,904.00	00.00	2,459,558,808.00
110206025101104	COMFAMILIAR DEL HUILA	455,509,113.15	00.00	00.00	00.00	00.00	455,509,113.15	00.00	121,542,024.00	121,542,024.00	00.00	121,542,024.00	121,542,024.00	00.00	333,967,089.15
110206025101104 71105	CAJA DE COMPENSACION FAMILIAR - ART. 217 LEY 100 DE 1993 SSF	455,509,113.15	00.00	00.00	00.00	00.00	455,509,113.15	00.00	121,542,024.00	121,542,024.00	00.00	121,542,024.00	121,542,024.00	00.00	333,967,089.15
110206025101105	FOSYGA FONPET S.S.F.	1,323,438,000.00	00.00	00.00	00.00	00.00	1,323,438,000.00	00.00	00.00	00.00	00.00	00.00	00.00	00.00	1,323,438,000.00
110206025101105 7110105	FOSYGA - FONPET S.S.F.	1,323,438,000.00	00.00	00.00	00.00	00.00	1,323,438,000.00	00.00	00.00	00.00	00.00	00.00	00.00	00.00	1,323,438,000.00
1102060251012	ESFUERZO PROPIO DEL MUNICIPIO	961,224,393.30	00.00	00.00	00.00	00.00	961,224,393.30	00.00	835,658,491.54	835,658,491.54	00.00	835,658,491.54	835,658,491.54	00.00	125,565,901.76
110206025101201	ETESA EMPRESA TERRITORIAL PARA LA SALUD	961,224,393.30	00.00	00.00	00.00	00.00	961,224,393.30	00.00	835,658,491.54	835,658,491.54	00.00	835,658,491.54	835,658,491.54	00.00	125,565,901.76
110206025101201 71102	ETESA COLJUEGOS C.S.F.	00.00	00.00	00.00	00.00	00.00	00.00	00.00	100,671,221.00	100,671,221.00	00.00	100,671,221.00	100,671,221.00	00.00	(100,671,221.00)
110206025101201 71107	ETESA COLJUEGOS S.S.F.	961,224,393.30	00.00	00.00	00.00	00.00	961,224,393.30	00.00	734,868,429.00	734,868,429.00	00.00	734,868,429.00	734,868,429.00	00.00	226,355,964.30
110206025101201 71204	RTOS FROS ETESA	00.00	00.00	00.00	00.00	00.00	00.00	00.00	118,841.54	118,841.54	00.00	118,841.54	118,841.54	00.00	(118,841.54)
1102060251013	AUDITORIA	200,000,000.00	00.00	00.00	00.00	00.00	200,000,000.00	00.00	99,689,764.00	99,689,764.00	00.00	99,689,764.00	99,689,764.00	00.00	100,310,236.00
1102060251013 110101	LIBRE ASIGNACION DE IMPUESTOS	200,000,000.00	00.00	00.00	00.00	00.00	200,000,000.00	00.00	99,689,764.00	99,689,764.00	00.00	99,689,764.00	99,689,764.00	00.00	100,310,236.00
1102060251014	RECUR. DE INSPECC. VIGILANCIA Y CONTROL TASA 0.4% SUPERINTENDENCIA NAL DE SALUD S.S.F.	251,329,945.00	00.00	00.00	00.00	00.00	251,329,945.00	00.00	67,925,172.00	67,925,172.00	00.00	67,925,172.00	67,925,172.00	00.00	183,404,773.00
1102060251014 71108	0.4% SUPERSALUD S.S.F	251,329,945.00	00.00	00.00	00.00	00.00	251,329,945.00	00.00	67,925,172.00	67,925,172.00	00.00	67,925,172.00	67,925,172.00	00.00	183,404,773.00
110206025102	SUBCUENTA DE SALUD PUBLICA COLECTIVA	1,353,723,395.82	386,266,243.18	55,738,124.00	00.00	00.00	1,684,251,515.00	00.00	374,091,324.20	374,091,324.20	00.00	374,091,324.20	374,091,324.20	00.00	1,310,160,190.80
1102060251021	SISTEMA GENERAL DE PARTICIPACION - SALUD PUBLICA ART 47 LEY 7152001 (CONPES SOCIAL)	1,353,723,395.82	386,266,243.18	55,738,124.00	00.00	00.00	1,684,251,515.00	00.00	374,091,324.20	374,091,324.20	00.00	374,091,324.20	374,091,324.20	00.00	1,310,160,190.80




PARAMETRO DEPARTAMENTO MUNICIPIO DE PITALITO

891180077-0
EJECUCION ACTIVA

Jueves, 17 de Mayo de 2018

Página 9 de 15

ARTICULO	CONCEPTO	ESTIMATIVO INICIAL	ADICIONES/REDUCCIONES	TRASL. CREDITOS	TRASL. CONTRACREDITOS	ESTIMATIVO TOTAL	RECONOCIMIENTOS			RECAUDOS			SALDOS POR RECAUDAR	SALDOS POR EJECUTAR
							MESES ANTER.	MES	ACUMULADO	MESES ANTER.	MES	ACUMULADO		
1102060251021 21305	11/12 SGP SALUD PUBLICA	1,216,794,637.82	388,266,243.18	00.00	00.00	1,603,060,881.00	00.00	291,465,614.00	291,465,614.00	00.00	291,465,614.00	291,465,614.00	00.00	1,311,595,267.00
1102060251021 22305	ULT. DOC. SGP SALUD PUBLICA	136,928,758.00	00.00	55,738,124.00	00.00	81,190,634.00	00.00	81,190,634.00	81,190,634.00	00.00	81,190,634.00	81,190,634.00	00.00	00.00
1102060251021 230307	RTOS FROS SGP SALUD PUBLICA	00.00	00.00	00.00	00.00	00.00	00.00	1,435,076.20	1,435,076.20	00.00	1,435,076.20	1,435,076.20	00.00	(1,435,076.20)
110206025103	SUBCUENTA DE PRESTACION DE SERVICIOS A LA POBLACION	00.00	00.00	00.00	00.00	00.00	00.00	09.90	09.90	00.00	09.90	09.90	00.00	(09.90)
1102060251031	SGP SALUD - COMPLEMENTO PRESTACION DE SERVICIOS	00.00	00.00	00.00	00.00	00.00	00.00	09.90	09.90	00.00	09.90	09.90	00.00	(09.90)
1102060251031 23020106	RTOS FROS SGP SALUD SUBSIDIO A LA OFERTA	00.00	00.00	00.00	00.00	00.00	00.00	09.90	09.90	00.00	09.90	09.90	00.00	(09.90)
110206025104	SUBCUENTA OTROS GASTOS DEL FONDO LOCAL DE SALUD	728,323,882.00	00.00	00.00	00.00	728,323,882.00	00.00	149,075,344.00	149,075,344.00	00.00	149,075,344.00	149,075,344.00	00.00	579,248,538.00
1102060251041	GASTOS DE PERSONAL	668,323,882.00	00.00	00.00	00.00	668,323,882.00	00.00	122,334,721.00	122,334,721.00	00.00	122,334,721.00	122,334,721.00	00.00	545,989,161.00
11020602510411	SERVICIOS PERSONALES ASOCIADOS A LA NOMINA	668,323,882.00	00.00	00.00	00.00	668,323,882.00	00.00	122,334,721.00	122,334,721.00	00.00	122,334,721.00	122,334,721.00	00.00	545,989,161.00
110206025104111	SUELDO DE PERSONAL DE NOMINA	381,000,000.00	00.00	00.00	00.00	381,000,000.00	00.00	69,272,728.00	69,272,728.00	00.00	69,272,728.00	69,272,728.00	00.00	311,727,272.00
110206025104111 21601	11/12 SGP LIBRE DESTINACION	381,000,000.00	00.00	00.00	00.00	381,000,000.00	00.00	69,272,728.00	69,272,728.00	00.00	69,272,728.00	69,272,728.00	00.00	311,727,272.00
110206025104112	OTROS GASTOS ASOCIADOS A LA NOMINA	287,323,882.00	00.00	00.00	00.00	287,323,882.00	00.00	53,061,993.00	53,061,993.00	00.00	53,061,993.00	53,061,993.00	00.00	234,261,889.00
110206025104112 110101	LIBRE ASIGNACION DE IMPUESTOS	2,593,833.00	00.00	00.00	00.00	2,593,833.00	00.00	1,292,893.00	1,292,893.00	00.00	1,292,893.00	1,292,893.00	00.00	1,300,940.00
110206025104112 21601	11/12 SGP LIBRE DESTINACION	284,730,049.00	00.00	00.00	00.00	284,730,049.00	00.00	51,769,100.00	51,769,100.00	00.00	51,769,100.00	51,769,100.00	00.00	232,960,949.00
1102060251042	GASTOS DE FUNCIONAMIENTO	60,000,000.00	00.00	00.00	00.00	60,000,000.00	00.00	26,740,623.00	26,740,623.00	00.00	26,740,623.00	26,740,623.00	00.00	33,259,377.00
11020602510421	FUNCIONAMIENTO DE LAS DIRECCIONES DE SALUD	60,000,000.00	00.00	00.00	00.00	60,000,000.00	00.00	26,740,623.00	26,740,623.00	00.00	26,740,623.00	26,740,623.00	00.00	33,259,377.00
11020602510421 110101	LIBRE ASIGNACION DE IMPUESTOS	50,000,000.00	00.00	00.00	00.00	50,000,000.00	00.00	24,922,441.00	24,922,441.00	00.00	24,922,441.00	24,922,441.00	00.00	25,077,559.00
11020602510421 21601	11/12 SGP LIBRE DESTINACION	10,000,000.00	00.00	00.00	00.00	10,000,000.00	00.00	1,818,182.00	1,818,182.00	00.00	1,818,182.00	1,818,182.00	00.00	8,181,818.00
110206025105	OTROS GASTOS DE INVERSION EN EL SECTOR SALUD	20,000,000.00	00.00	00.00	00.00	20,000,000.00	00.00	3,636,364.00	3,636,364.00	00.00	3,636,364.00	3,636,364.00	00.00	16,363,636.00
1102060251051	GASTOS DE INVERSION EN EL SECTOR SALUD	20,000,000.00	00.00	00.00	00.00	20,000,000.00	00.00	3,636,364.00	3,636,364.00	00.00	3,636,364.00	3,636,364.00	00.00	16,363,636.00
1102060251051 21601	11/12 SGP LIBRE DESTINACION	20,000,000.00	00.00	00.00	00.00	20,000,000.00	00.00	3,636,364.00	3,636,364.00	00.00	3,636,364.00	3,636,364.00	00.00	16,363,636.00



PARAMETRO DEPARTAMENTO MUNICIPIO DE PITALITO

891180077-0
EJECUCION ACTIVA

Jueves, 17 de Mayo de 2018

Página 10 de 15

ARTICULO	CONCEPTO	ESTIMATIVO INICIAL	ADICIONES/R EINTEGRO	REDUCCIONES	TRASL. CREDITOS	TRASL. CONTRACREDITOS	ESTIMATIVO TOTAL	RECONOCIMIENTOS			RECAUDOS			SALDOS POR RECAUDAR	SALDOS POR EJECUTAR
								MESES ANTER.	MES	ACUMULADO	MESES ANTER.	MES	ACUMULADO		
1102060252	FONDO EDUCATIVO MUNICIPAL	69,702,688,900.00	4,638,750,820.67	6,532,632,936.00	00.00	00.00	67,808,806,784.67	00.00	8,936,401,045.23	8,936,401,045.23	00.00	8,936,401,045.23	8,936,401,045.23	00.00	58,872,405,739.44
110206025201	SGP EDUCACION CALIDAD	4,900,000,000.00	00.00	00.00	00.00	00.00	4,900,000,000.00	00.00	00.00	00.00	00.00	00.00	00.00	00.00	4,900,000,000.00
1102060252011	CALIDAD MATRICULA OFICIAL	2,600,000,000.00	00.00	00.00	00.00	00.00	2,600,000,000.00	00.00	00.00	00.00	00.00	00.00	00.00	00.00	2,600,000,000.00
11020602520112120301	SGP Educación Calidad	2,600,000,000.00	00.00	00.00	00.00	00.00	2,600,000,000.00	00.00	00.00	00.00	00.00	00.00	00.00	00.00	2,600,000,000.00
1102060252012	MATRICULA CALIDAD - GRATUIDAD	2,300,000,000.00	00.00	00.00	00.00	00.00	2,300,000,000.00	00.00	00.00	00.00	00.00	00.00	00.00	00.00	2,300,000,000.00
11020602520122120302	SGP EDUCACION GRATUIDAD SSF	2,300,000,000.00	00.00	00.00	00.00	00.00	2,300,000,000.00	00.00	00.00	00.00	00.00	00.00	00.00	00.00	2,300,000,000.00
110206025202	ADMINISTRACION DEL SERVICIO EDUCATIVO	62,431,313,900.00	235,311,083.00	6,436,902,337.00	00.00	00.00	56,229,722,646.00	00.00	8,338,403,411.13	8,338,403,411.13	00.00	8,338,403,411.13	8,338,403,411.13	00.00	47,891,319,234.87
11020602520201	SGP EDUCACION PRESTACION DE SERVICIOS POBLACION ATENDIDA	56,128,105,188.00	235,311,083.00	6,436,902,337.00	00.00	00.00	49,928,513,934.00	00.00	7,858,313,673.43	7,858,313,673.43	00.00	7,858,313,673.43	7,858,313,673.43	00.00	42,069,200,260.57
110206025202012120201	SGP Educación Prestación de Servicios con Situación de fondos	46,128,105,188.00	149,650,171.00	6,436,902,337.00	00.00	00.00	39,848,693,022.00	00.00	5,413,521,557.43	5,413,521,557.43	00.00	5,413,521,557.43	5,413,521,557.43	00.00	34,427,371,464.57
110206025202012120202	SGP Educación Prestación de Servicios Sin situación de Fondos	10,600,000,000.00	00.00	00.00	00.00	00.00	10,600,000,000.00	00.00	2,444,792,116.60	2,444,792,116.60	00.00	2,444,792,116.60	2,444,792,116.60	00.00	7,555,207,884.00
110206025202012120203	R.B. SGP PRESTACION DE SERVICIOS CSF	00.00	85,620,912.00	00.00	00.00	00.00	85,620,912.00	00.00	00.00	00.00	00.00	00.00	00.00	00.00	85,620,912.00
11020602520204	SGP COSTOS ADMINISTRATIVOS	6,303,208,712.00	00.00	00.00	00.00	00.00	6,303,208,712.00	00.00	480,089,737.70	480,089,737.70	00.00	480,089,737.70	480,089,737.70	00.00	5,823,118,974.30
110206025202042120201	SGP Educación Prestación de Servicios con Situación de fondos	6,303,208,712.00	00.00	00.00	00.00	00.00	6,303,208,712.00	00.00	480,089,737.70	480,089,737.70	00.00	480,089,737.70	480,089,737.70	00.00	5,823,118,974.30
110206025204	FUNCIONAMIENTO FONDO EDUCATIVO	1,601,375,000.00	00.00	00.00	00.00	00.00	1,601,375,000.00	00.00	417,101,574.00	417,101,574.00	00.00	417,101,574.00	417,101,574.00	00.00	1,184,273,426.00
110206025204110101	LIBRE D IMPUESTOS	801,375,000.00	00.00	00.00	00.00	00.00	801,375,000.00	00.00	271,647,028.00	271,647,028.00	00.00	271,647,028.00	271,647,028.00	00.00	529,727,972.00
11020602520421601	11/12 SGP LIBRE DESTINACION	800,000,000.00	00.00	00.00	00.00	00.00	800,000,000.00	00.00	145,454,546.00	145,454,546.00	00.00	145,454,546.00	145,454,546.00	00.00	654,545,454.00
110206025205	SGP ALIMENTACION ESCOLAR	770,000,000.00	1,932,944,680.00	95,730,599.00	00.00	00.00	2,607,214,081.00	00.00	158,435,068.00	158,435,068.00	00.00	158,435,068.00	158,435,068.00	00.00	2,448,779,013.00
11020602520521101	11/12 Sistema General de Participación Alimentación Escolar	700,000,000.00	00.00	69,049,509.00	00.00	00.00	630,950,491.00	00.00	114,718,272.00	114,718,272.00	00.00	114,718,272.00	114,718,272.00	00.00	516,232,219.00
1102060252052120211	RENDIMIENTOS FINANCIEROS RESOLUCIÓN MEN	00.00	00.00	00.00	00.00	00.00	00.00	00.00	397,886.00	397,886.00	00.00	397,886.00	397,886.00	00.00	(397,886.00)
11020602520522101	UTL.DOC.SGP Alimentación Escolar	70,000,000.00	00.00	26,681,090.00	00.00	00.00	43,318,910.00	00.00	43,318,910.00	43,318,910.00	00.00	43,318,910.00	43,318,910.00	00.00	00.00
1102060252058110813	RESOLUCION 21801 MEN 2017	00.00	860,935,887.00	00.00	00.00	00.00	860,935,887.00	00.00	00.00	00.00	00.00	00.00	00.00	00.00	860,935,887.00
1102060252058110815	RESOLUCION 21801 MEN 2017	00.00	281,764,000.00	00.00	00.00	00.00	281,764,000.00	00.00	00.00	00.00	00.00	00.00	00.00	00.00	281,764,000.00




PARAMETRO DEPARTAMENTO MUNICIPIO DE PITALITO

891180077-0
EJECUCION ACTIVA

Jueves, 17 de Mayo de 2018

Página 11 de 15

ARTICULO	CONCEPTO	ESTIMATIVO INICIAL	ADICIONES/R EINTEGRO	REDUCCIONES	TRASL. CREDITOS	TRASL. CONTRACREDITOS	ESTIMATIVO TOTAL	RECONOCIMIENTOS			RECAUDOS			SALDOS POR RECAUDAR	SALDOS POR EJECUTAR
								MESES ANTER.	MES	ACUMULADO	MESES ANTER.	MES	ACUMULADO		
110206025205 8110816	RESOLUCION MEN 01619 DE 2018	00.00	790,244,793.00	00.00	00.00	00.00	790,244,793.00	00.00	00.00	00.00	00.00	00.00	00.00	00.00	790,244,793.00
110206025206	RENDIMIENTOS FINANCIEROS EDUCACION	00.00	00.00	00.00	00.00	00.00	00.00	00.00	21,689,080.65	21,689,080.65	00.00	21,689,080.65	21,689,080.65	00.00	(21,689,080.65)
11020602520601	RENDIMIENTOS FINANCIEROS SGP CALIDAD	00.00	00.00	00.00	00.00	00.00	00.00	00.00	8,228,633.98	8,228,633.98	00.00	8,228,633.98	8,228,633.98	00.00	(8,228,633.98)
11020602520601 5203	RTOS FROS. SGP Educación de Calidad	00.00	00.00	00.00	00.00	00.00	00.00	00.00	8,228,633.98	8,228,633.98	00.00	8,228,633.98	8,228,633.98	00.00	(8,228,633.98)
11020602520602	RENDIMIENTOS FINANCIEROS SGP PRESTACION DEL SERVICIO	00.00	00.00	00.00	00.00	00.00	00.00	00.00	12,960,406.30	12,960,406.30	00.00	12,960,406.30	12,960,406.30	00.00	(12,960,406.30)
11020602520602 5204	RTOS FINANCIEROS SGP PRESTACION DE SERVICIOS	00.00	00.00	00.00	00.00	00.00	00.00	00.00	12,960,406.30	12,960,406.30	00.00	12,960,406.30	12,960,406.30	00.00	(12,960,406.30)
11020602520603	RTOS. FROS. SGP ALIMENTACIÓN ESCOLAR	00.00	00.00	00.00	00.00	00.00	00.00	00.00	500,040.37	500,040.37	00.00	500,040.37	500,040.37	00.00	(500,040.37)
11020602520603 5205	RTOS. FROS. SGP Alimentación ESCOLAR	00.00	00.00	00.00	00.00	00.00	00.00	00.00	500,040.37	500,040.37	00.00	500,040.37	500,040.37	00.00	(500,040.37)
110206025210	RECURSOS DE EXCEDENTES FONPET	00.00	2,470,495,057.67	00.00	00.00	00.00	2,470,495,057.67	00.00	771,911.45	771,911.45	00.00	771,911.45	771,911.45	00.00	2,469,723,146.22
110206025210 2120208	RECURSOS DE EXCEDENTES FONPET	00.00	2,470,495,057.67	00.00	00.00	00.00	2,470,495,057.67	00.00	00.00	00.00	00.00	00.00	00.00	00.00	2,470,495,057.67
110206025210 2710	RTOS. FROS. DESAHOORRO FONPET CSF	00.00	00.00	00.00	00.00	00.00	00.00	00.00	771,911.45	771,911.45	00.00	771,911.45	771,911.45	00.00	(771,911.45)
1102060253	OTROS FONDOS Y CUENTAS ESPECIALES	7,298,023,884.00	00.00	00.00	00.00	00.00	7,298,023,884.00	00.00	2,376,728,007.54	2,376,728,007.54	00.00	2,376,728,007.54	2,376,728,007.54	00.00	4,921,295,876.46
11020602531	FONDOS CON DESTINACION ESPECIFICA	6,460,091,884.00	00.00	00.00	00.00	00.00	6,460,091,884.00	00.00	2,040,782,621.54	2,040,782,621.54	00.00	2,040,782,621.54	2,040,782,621.54	00.00	4,419,309,262.46
1102060253101	FONDO RENTA PARA EL DEPORTE Y LA RECREACION	373,304,166.00	00.00	00.00	00.00	00.00	373,304,166.00	00.00	152,644,219.87	152,644,219.87	00.00	152,644,219.87	152,644,219.87	00.00	220,659,946.13
110206025310101	FONDO PARA EL DEPORTE Y LA RECREACION	298,643,333.00	00.00	00.00	00.00	00.00	298,643,333.00	00.00	121,682,419.87	121,682,419.87	00.00	121,682,419.87	121,682,419.87	00.00	176,960,913.13
110206025310101 1206	Fondo para el Deporte y la Recreación	298,643,333.00	00.00	00.00	00.00	00.00	298,643,333.00	00.00	121,501,025.55	121,501,025.55	00.00	121,501,025.55	121,501,025.55	00.00	177,142,307.45
110206025310101 260219	RTOS FROS ESTAMPILLAS PRODEPORTE	00.00	00.00	00.00	00.00	00.00	00.00	00.00	181,394.32	181,394.32	00.00	181,394.32	181,394.32	00.00	(181,394.32)
110206025310102	FONPET LEY 863 DE 2003 20% ESTAMPILLAS	74,660,833.00	00.00	00.00	00.00	00.00	74,660,833.00	00.00	30,961,800.00	30,961,800.00	00.00	30,961,800.00	30,961,800.00	00.00	43,699,033.00
110206025310102 1206	Fondo para el Deporte y la Recreación	74,660,833.00	00.00	00.00	00.00	00.00	74,660,833.00	00.00	30,961,800.00	30,961,800.00	00.00	30,961,800.00	30,961,800.00	00.00	43,699,033.00
1102060253102	FONDO ESTAMPILLA PROCULTURA	252,143,545.00	00.00	00.00	00.00	00.00	252,143,545.00	00.00	153,549,433.99	153,549,433.99	00.00	153,549,433.99	153,549,433.99	00.00	98,594,111.01
110206025310201	ESTAMPILLA PROCULTURA	201,714,836.00	00.00	00.00	00.00	00.00	201,714,836.00	00.00	122,643,445.38	122,643,445.38	00.00	122,643,445.38	122,643,445.38	00.00	79,071,390.62




PARAMETRO DEPARTAMENTO MUNICIPIO DE PITALITO

891180077-0
EJECUCION ACTIVA

Jueves, 17 de Mayo de 2018

Página 12 de 15

ARTICULO	CONCEPTO	ESTIMATIVO INICIAL	ADICIONES/R EINTEGRO	REDUCCIONES	TRASL. CREDITOS	TRASL. CONTRACREDITOS	ESTIMATIVO TOTAL	RECONOCIMIENTOS			RECAUDOS			SALDOS POR RECAUDAR	SALDOS POR EJECUTAR
								MESES ANTER.	MES	ACUMULADO	MESES ANTER.	MES	ACUMULADO		
110206025310201 1205	Estampillas Proccultura	201,714,836.00	00.00	00.00	00.00	00.00	201,714,836.00	00.00	122,473,525.55	122,473,525.55	00.00	122,473,525.55	122,473,525.55	00.00	79,241,310.45
110206025310201 260218	RTOS FROS ESTAMPILLAS PROCCULTURA	00.00	00.00	00.00	00.00	00.00	00.00	00.00	169,919.83	169,919.83	00.00	169,919.83	169,919.83	00.00	(169,919.83)
110206025310202	FONPET LEY 863 DE 2003 20% ESTAMPILLAS	50,428,709.00	00.00	00.00	00.00	00.00	50,428,709.00	00.00	30,905,988.61	30,905,988.61	00.00	30,905,988.61	30,905,988.61	00.00	19,522,720.39
110206025310202 1205	Estampillas Proccultura	50,428,709.00	00.00	00.00	00.00	00.00	50,428,709.00	00.00	30,747,550.00	30,747,550.00	00.00	30,747,550.00	30,747,550.00	00.00	19,681,159.00
110206025310202 260225	RTOS FROS FONPET LEY 863 DE 2003 20% RETENCION ESTAMPILLAS	00.00	00.00	00.00	00.00	00.00	00.00	00.00	158,438.61	158,438.61	00.00	158,438.61	158,438.61	00.00	(158,438.61)
1102060253103	FONDO PRONIVERSIDADES PUBLICAS	182,434,265.00	00.00	00.00	00.00	00.00	182,434,265.00	00.00	77,012,653.00	77,012,653.00	00.00	77,012,653.00	77,012,653.00	00.00	105,421,612.00
110206025310301	FONDO PRONIVERSIDADES PUBLICAS	145,947,412.00	00.00	00.00	00.00	00.00	145,947,412.00	00.00	61,240,303.00	61,240,303.00	00.00	61,240,303.00	61,240,303.00	00.00	84,707,109.00
110206025310301 1208	FONDO PRONIVERSIDADES PUBLICAS	145,947,412.00	00.00	00.00	00.00	00.00	145,947,412.00	00.00	61,240,303.00	61,240,303.00	00.00	61,240,303.00	61,240,303.00	00.00	84,707,109.00
110206025310302	FONPET LEY 863 DE 2003 20% ESTAMPILLAS	36,486,853.00	00.00	00.00	00.00	00.00	36,486,853.00	00.00	15,772,350.00	15,772,350.00	00.00	15,772,350.00	15,772,350.00	00.00	20,714,503.00
110206025310302 1208	FONDO PRONIVERSIDADES PUBLICAS	36,486,853.00	00.00	00.00	00.00	00.00	36,486,853.00	00.00	15,772,350.00	15,772,350.00	00.00	15,772,350.00	15,772,350.00	00.00	20,714,503.00
1102060253104	LEY 418 FONDO DE SEGURIDAD CIUDADANA (CONTRIBUCION SOBRE CONTRATO DE OBRA PUBLICA)	552,000,000.00	00.00	00.00	00.00	00.00	552,000,000.00	00.00	162,601,069.69	162,601,069.69	00.00	162,601,069.69	162,601,069.69	00.00	389,398,930.31
1102060253104 120404	LEY 418 (FONDO DE SEGURIDAD CIUDADANA)	552,000,000.00	00.00	00.00	00.00	00.00	552,000,000.00	00.00	162,027,808.00	162,027,808.00	00.00	162,027,808.00	162,027,808.00	00.00	389,972,192.00
1102060253104 260209	RTOS FROS SEGURIDAD CIUDADANA	00.00	00.00	00.00	00.00	00.00	00.00	00.00	573,261.69	573,261.69	00.00	573,261.69	573,261.69	00.00	(573,261.69)
1102060253105	FONDO AMBIENTAL 15% PREDIAL (SOBRETASA AMBIENTAL)	968,469,291.00	00.00	00.00	00.00	00.00	968,469,291.00	00.00	795,835,674.00	795,835,674.00	00.00	795,835,674.00	795,835,674.00	00.00	172,633,617.00
1102060253105 110101	LIBRE ASIGNACION DE IMPUESTOS	968,469,291.00	00.00	00.00	00.00	00.00	968,469,291.00	00.00	795,835,674.00	795,835,674.00	00.00	795,835,674.00	795,835,674.00	00.00	172,633,617.00
1102060253106	FONDO ALUMBRADO PUBLICO (IMPUESTO DE ALUMBRADO PUBLICO)	2,800,000,000.00	00.00	00.00	00.00	00.00	2,800,000,000.00	00.00	202,766,799.44	202,766,799.44	00.00	202,766,799.44	202,766,799.44	00.00	2,597,213,200.56
1102060253106 121001	ALUMBRADO PUBLICO	2,800,000,000.00	00.00	00.00	00.00	00.00	2,800,000,000.00	00.00	200,848,207.44	200,848,207.44	00.00	200,848,207.44	200,848,207.44	00.00	2,599,151,792.56
1102060253106 260214	RTOS FROS RECURSOS FONDO DE ALUMBRADO PUBLICO	00.00	00.00	00.00	00.00	00.00	00.00	00.00	1,938,592.00	1,938,592.00	00.00	1,938,592.00	1,938,592.00	00.00	(1,938,592.00)



PARAMETRO DEPARTAMENTO MUNICIPIO DE PITALITO

891180077-0
EJECUCION ACTIVA

Jueves, 17 de Mayo de 2018

Página 13 de 15

ARTICULO	CONCEPTO	ESTIMATIVO INICIAL	ADICIONES/REDUCCIONES	TRASL. CREDITOS	TRASL. CONTRACREDITOS	ESTIMATIVO TOTAL	RECONOCIMIENTOS			RECAUDOS			SALDOS POR RECAUDAR	SALDOS POR EJECUTAR
							MESES ANTER.	MES	ACUMULADO	MESES ANTER.	MES	ACUMULADO		
1102060253109	FONDO CONTRIBUCION DE VALORIZACION (IMPUESTO VALORIZACION VIGENCIA ACTUAL Y ANTERIOR)	2,600,000.00	00.00	00.00	00.00	2,600,000.00	00.00	1,141,257.29	1,141,257.29	00.00	1,141,257.29	1,141,257.29	00.00	1,458,742.71
1102060253109 1209	FONDO DE VALORIZACION	2,600,000.00	00.00	00.00	00.00	2,600,000.00	00.00	1,125,699.00	1,125,699.00	00.00	1,125,699.00	1,125,699.00	00.00	1,474,391.00
1102060253109 260208	RTOS FINANCIERO FONDO DE VALORIZACION	00.00	00.00	00.00	00.00	00.00	00.00	15,558.29	15,558.29	00.00	15,558.29	15,558.29	00.00	(15,558.29)
1102060253113	FONDO PARA LA PROVISION Y DOTACION DEL ESPACIO PUBLICO	336,914,617.00	00.00	00.00	00.00	336,914,617.00	00.00	16,238,842.06	16,238,842.06	00.00	16,238,842.06	16,238,842.06	00.00	320,675,774.94
1102060253113 1225	FONDO PARA LA PROVISION Y DOTACION DE ESPACIO PUBLICO	336,914,617.00	00.00	00.00	00.00	336,914,617.00	00.00	15,997,783.00	15,997,783.00	00.00	15,997,783.00	15,997,783.00	00.00	320,916,834.00
1102060253113 260212	RTOS FROS FONDO PARA LA PROVISION Y DOTACION DEL ESPACIO PUBLICO	00.00	00.00	00.00	00.00	00.00	00.00	241,059.06	241,059.06	00.00	241,059.06	241,059.06	00.00	(241,059.06)
1102060253114	FONDO MUNICIPAL DE COMPARENDO AMBIENTAL	1,000.00	00.00	00.00	00.00	1,000.00	00.00	1,034.16	1,034.16	00.00	1,034.16	1,034.16	00.00	(34.16)
1102060253114 1227	COMPARENDO AMBIENTAL	1,000.00	00.00	00.00	00.00	1,000.00	00.00	00.00	00.00	00.00	00.00	00.00	00.00	1,000.00
1102060253114 260220	RTOS FROS FONDO MPAL COMPARENDO AMBIENTAL	00.00	00.00	00.00	00.00	00.00	00.00	1,034.16	1,034.16	00.00	1,034.16	1,034.16	00.00	(1,034.16)
1102060253115	SOBRETASA BOMBERIL	450,225,000.00	00.00	00.00	00.00	450,225,000.00	00.00	240,911,424.61	240,911,424.61	00.00	240,911,424.61	240,911,424.61	00.00	209,313,575.39
1102060253115 1229	SOBRETASA BOMBERIL	450,225,000.00	00.00	00.00	00.00	450,225,000.00	00.00	240,911,424.00	240,911,424.00	00.00	240,911,424.00	240,911,424.00	00.00	209,313,576.00
1102060253115 260222	RTOS FROS SOBRETASA BOMBERIL	00.00	00.00	00.00	00.00	00.00	00.00	00.61	00.61	00.00	00.61	00.61	00.00	(00.61)
1102060253116	ESTAMPILLA PROBIENESTAR DEL ANCIANO Y CENTROS DE ATENCION PARA LA TERCERA EDAD	540,000,000.00	00.00	00.00	00.00	540,000,000.00	00.00	230,684,999.43	230,684,999.43	00.00	230,684,999.43	230,684,999.43	00.00	309,315,000.57
110206025311601	ESTAMPILLA PROBIENESTAR DEL ANCIANO Y CENTROS DE ATENCION PARA LA TERCERA EDAD	432,000,000.00	00.00	00.00	00.00	432,000,000.00	00.00	184,548,159.22	184,548,159.22	00.00	184,548,159.22	184,548,159.22	00.00	247,451,840.78
110206025311601 1230	ESTAMP. PROBIENESTAR DEL ANCIANO Y CENTRO DE ATENC, PARA LA TERCERA EDAD	432,000,000.00	00.00	00.00	00.00	432,000,000.00	00.00	183,956,675.00	183,956,675.00	00.00	183,956,675.00	183,956,675.00	00.00	248,043,325.00
110206025311601 260221	RTOS FROS ESTAMP. PRO BIENESTAR DEL ANCIANO Y CENTRO DE ATENC. PARA LA TERCERA EDAD	00.00	00.00	00.00	00.00	00.00	00.00	591,484.22	591,484.22	00.00	591,484.22	591,484.22	00.00	(591,484.22)
110206025311602	FONPET LEY 863 DE 2003 20% ESTAMPILLAS	108,000,000.00	00.00	00.00	00.00	108,000,000.00	00.00	46,136,840.21	46,136,840.21	00.00	46,136,840.21	46,136,840.21	00.00	61,863,159.79



PARAMETRO DEPARTAMENTO MUNICIPIO DE PITALITO

891180077-0
EJECUCION ACTIVA

Jueves, 17 de Mayo de 2018

Página 14 de 15

ARTICULO	CONCEPTO	ESTIMATIVO INICIAL	ADICIONES/REDUCCIONES	TRASL. CREDITOS	TRASL. CONTRACREDITOS	ESTIMATIVO TOTAL	RECONOCIMIENTOS			RECAUDOS			SALDOS POR RECAUDAR	SALDOS POR EJECUTAR
							MESES ANTER.	MES	ACUMULADO	MESES ANTER.	MES	ACUMULADO		
1102060253116021230	ESTAMP. PROBIENESTAR DEL ANCIANO Y CENTRO DE ATENC. PARA LA TERCERA EDAD	108,000,000.00	00.00	00.00	00.00	108,000,000.00	00.00	46,136,840.21	46,136,840.21	00.00	46,136,840.21	46,136,840.21	00.00	61,863,159.79
1102060253117	FONDO TERRITORIAL DE SEGURIDAD Y CONVIVENCIA CIUDADANA	2,000,000.00	00.00	00.00	00.00	2,000,000.00	00.00	7,375,214.00	7,375,214.00	00.00	7,375,214.00	7,375,214.00	00.00	(5,375,214.00)
11020602531171207	LEY 1801 DE 2016 - FONDO TERRITORIAL DE SEGURIDAD Y CONVIVENCIA CIUDADANA	2,000,000.00	00.00	00.00	00.00	2,000,000.00	00.00	7,331,507.00	7,331,507.00	00.00	7,331,507.00	7,331,507.00	00.00	(5,331,507.00)
1102060253117260224	RTOS FROS FONDO TERRITORIAL DE SEGURIDAD Y CONVIVENCIAS CIUDADANA	00.00	00.00	00.00	00.00	00.00	00.00	43,307.00	43,307.00	00.00	43,307.00	43,307.00	00.00	(43,307.00)
11020602532	OTRAS CUENTAS Y FONDOS ESPECIALES DE DESTINACION ESPECIFICA	837,932,000.00	00.00	00.00	00.00	837,932,000.00	00.00	335,945,386.00	335,945,386.00	00.00	335,945,386.00	335,945,386.00	00.00	501,986,614.00
1102060253201	FONDO DE GESTION DEL RIESGO	139,932,000.00	00.00	00.00	00.00	139,932,000.00	00.00	37,886,168.00	37,886,168.00	00.00	37,886,168.00	37,886,168.00	00.00	102,045,832.00
11020602532011102	SOBRETASA A LA GASOLINA	139,932,000.00	00.00	00.00	00.00	139,932,000.00	00.00	37,886,168.00	37,886,168.00	00.00	37,886,168.00	37,886,168.00	00.00	102,045,832.00
1102060253202	FONDO PARA LA POBLACION DESPLAZADA	110,000,000.00	00.00	00.00	00.00	110,000,000.00	00.00	29,799,792.00	29,799,792.00	00.00	29,799,792.00	29,799,792.00	00.00	80,200,208.00
11020602532021102	SOBRETASA A LA GASOLINA	110,000,000.00	00.00	00.00	00.00	110,000,000.00	00.00	29,799,792.00	29,799,792.00	00.00	29,799,792.00	29,799,792.00	00.00	80,200,208.00
1102060253203	FONDO DE EDUCACION PARA EL TRABAJO Y EL DESARROLLO HUMANO	50,000,000.00	00.00	00.00	00.00	50,000,000.00	00.00	93,962.00	93,962.00	00.00	93,962.00	93,962.00	00.00	49,906,038.00
11020602532031222	Fondo de Educación para el Trabajo y el Desarrollo Humano	50,000,000.00	00.00	00.00	00.00	50,000,000.00	00.00	93,962.00	93,962.00	00.00	93,962.00	93,962.00	00.00	49,906,038.00
1102060253204	RECURSOS DESTINADOS AL INSTITUTO DE CULTURA RECREACION Y DEPORTE	538,000,000.00	00.00	00.00	00.00	538,000,000.00	00.00	268,165,464.00	268,165,464.00	00.00	268,165,464.00	268,165,464.00	00.00	269,834,536.00
1102060253204110101	LIBRE ASIGNACION DE IMPUESTOS	538,000,000.00	00.00	00.00	00.00	538,000,000.00	00.00	268,165,464.00	268,165,464.00	00.00	268,165,464.00	268,165,464.00	00.00	269,834,536.00
13	INGRESOS DE CAPITAL	00.00	00.00	00.00	00.00	00.00	00.00	165,037,186.10	165,037,186.10	00.00	165,037,186.10	165,037,186.10	00.00	(165,037,186.10)
1301	COFINANCIACION	00.00	00.00	00.00	00.00	00.00	00.00	113,422,255.00	113,422,255.00	00.00	113,422,255.00	113,422,255.00	00.00	(113,422,255.00)
130102	COFINANCIACION DEPARTAMENTAL	00.00	00.00	00.00	00.00	00.00	00.00	113,422,255.00	113,422,255.00	00.00	113,422,255.00	113,422,255.00	00.00	(113,422,255.00)
1301028210102	CONVENIO INTERDMTIVO 032 DE 2017 DPTO - SRIA SALUD DPTAL - MPIO PTO. ATENCION ADULTO MAYOR HOGAR ANCIANOS SAN JOSE	00.00	00.00	00.00	00.00	00.00	00.00	62,500,000.00	62,500,000.00	00.00	62,500,000.00	62,500,000.00	00.00	(62,500,000.00)



PARAMETRO DEPARTAMENTO MUNICIPIO DE PITALITO

891180077-0
EJECUCION ACTIVA

Jueves, 17 de Mayo de 2018

ARTICULO	CONCEPTO	ESTIMATIVO INICIAL	ADICIONES/REDUCCIONES	TRASL. CREDITOS	TRASL. CONTRACREDITOS	ESTIMATIVO TOTAL	RECONOCIMIENTOS			RECAUDOS			SALDOS RECAUDOS
							MESES ANTER.	MES	ACUMULADO	MESES ANTER.	MES	ACUMULADO	
130102 8210103	ADICIONAL 3 CONVENIO INTERDMITIVO 076 DE 2016 DPTO - MPIO PTO. REPOSIC. Y OPTIMIZAC. ALCANTAR. SANIT. Y CONSTRUCC. AGUAS LLUVIAS EN EL MPIO PTO.	00.00	00.00	00.00	00.00	00.00	00.00	50,922,255.00	50,922,255.00	00.00	50,922,255.00	50,922,255.00	
1303	RENDIMIENTOS POR OPERACIONES FINANCIERAS	00.00	00.00	00.00	00.00	00.00	00.00	20,453,833.38	20,453,833.38	00.00	20,453,833.38	20,453,833.38	
1303	1109 RC. RENDIM. POR OPERAC. FINANC. LIBRE DESTINACION	00.00	00.00	00.00	00.00	00.00	00.00	20,453,833.38	20,453,833.38	00.00	20,453,833.38	20,453,833.38	
1305	REINTEGROS	00.00	00.00	00.00	00.00	00.00	00.00	27,455,523.00	27,455,523.00	00.00	27,455,523.00	27,455,523.00	
1305	1113 RC REINTEGROS	00.00	00.00	00.00	00.00	00.00	00.00	1,128,551.00	1,128,551.00	00.00	1,128,551.00	1,128,551.00	
1305	1117 RC REINTEGROS PROYECTOS PAVIMENTACION	00.00	00.00	00.00	00.00	00.00	00.00	26,326,972.00	26,326,972.00	00.00	26,326,972.00	26,326,972.00	
1308	INCENTIVOS REGIONALIZACION POR DISPOSICION FINAL DEBASURAS	00.00	00.00	00.00	00.00	00.00	00.00	3,705,574.72	3,705,574.72	00.00	3,705,574.72	3,705,574.72	
1308	1226 INCENTIVO DE REGIONALIZAC. POR DISPOSIC. FINAL DE R. SOLIDOS	00.00	00.00	00.00	00.00	00.00	00.00	3,696,488.00	3,696,488.00	00.00	3,696,488.00	3,696,488.00	
1308 260213	RTOS FROS INCENTI REGIONALIZAC. MUNICIPIO DE PITALITO	00.00	00.00	00.00	00.00	00.00	00.00	9,086.72	9,086.72	00.00	9,086.72	9,086.72	
TOTALES		173,927,934,994.61	8,036,786,594.25	10,865,602,345.40	00.00	00.00	171,159,110,243.46	00.00	39,266,079,003.82	39,266,079,003.82	00.00	39,266,079,003.82	39,266,079,003.82

OBSERVACIONES:

FIRMA1

FIRMA3

FIRMA2

FIRMA4